

Human Osteopontin ELISA Kit ab100618

[15 References](#) [3 Images](#)

Overview

Product name	Human Osteopontin ELISA Kit
Detection method	Colorimetric
Sample type	Cell culture supernatant, Milk, Urine, Serum, Plasma
Assay type	Sandwich (quantitative)
Sensitivity	< 50 pg/ml
Range	74.07 pg/ml - 18000 pg/ml
Recovery	95 %

Sample specific recovery

Sample type	Average %	Range
Cell culture supernatant	103.5	95% - 118%
Serum	89.92	88% - 108%
Plasma	92.41	90% - 109%

Assay duration Multiple steps standard assay

Species reactivity **Reacts with:** Human

Product overview Abcam's Osteopontin Human ELISA (Enzyme-Linked Immunosorbent Assay) kit is an *in vitro* enzyme-linked immunosorbent assay for the quantitative measurement of Human Osteopontin in serum, plasma, and cell culture supernatants.

This assay employs an antibody specific for Human Osteopontin coated on a 96-well plate. Standards and samples are pipetted into the wells and Osteopontin present in a sample is bound to the wells by the immobilized antibody. The wells are washed and biotinylated anti-Human Osteopontin antibody is added. After washing away unbound biotinylated antibody, HRP-conjugated streptavidin is pipetted to the wells. The wells are again washed, a TMB substrate solution is added to the wells and color develops in proportion to the amount of Osteopontin bound. The Stop Solution changes the color from blue to yellow, and the intensity of the color is measured at 450 nm.

Get higher sensitivity in only 90 minutes with Human Osteopontin ELISA Kit ([ab192143](#)) from our

SimpleStep ELISA® range.

Notes	Optimization may be required with urine samples
Platform	Microplate

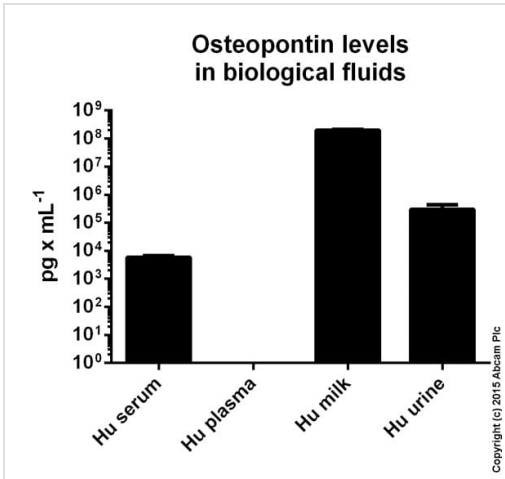
Properties

Storage instructions Store at -20°C. Please refer to protocols.

Components	1 x 96 tests
20X Wash Buffer	1 x 25ml
500X HRP-Streptavidin Concentrate	1 x 200µl
5X Assay Diluent B	1 x 15ml
Assay Diluent A	1 x 30ml
Biotinylated anti-Human Osteopontin	2 vials
Osteopontin Microplate (12 x 8 wells)	1 unit
Recombinant Human Osteopontin Standard (lyophilized)	2 vials
Stop Solution	1 x 8ml
TMB One-Step Substrate Reagent	1 x 12ml

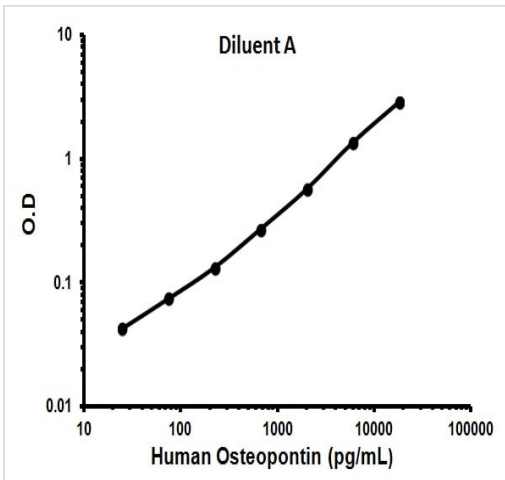
Function	Binds tightly to hydroxyapatite. Appears to form an integral part of the mineralized matrix. Probably important to cell-matrix interaction. Acts as a cytokine involved in enhancing production of interferon-gamma and interleukin-12 and reducing production of interleukin-10 and is essential in the pathway that leads to type I immunity.
Tissue specificity	Bone. Found in plasma.
Sequence similarities	Belongs to the osteopontin family.
Post-translational modifications	Extensively phosphorylated on clustered serine residues. N- and O-glycosylated. Phosphorylation sites are present in the extracellular medium.
Cellular localization	Secreted.

Images



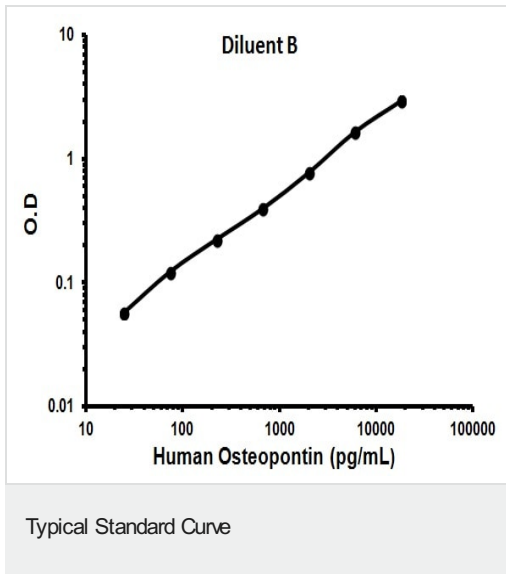
Osteopontin measured in biological fluids showing quantity (pg) per mL of tested sample. Human serum diluted 10-30 fold. Human plasma diluted 50 fold - below detection. Human milk diluted 18000-54000 fold. Human urine diluted 100 fold.

Sandwich ELISA - Osteopontin Human ELISA Kit (ab100618)



Representative Standard Curve using ab100618.

Typical Standard Curve



Representative Standard Curve using ab100618.

Please note: All products are "FOR RESEARCH USE ONLY. NOT FOR USE IN DIAGNOSTIC PROCEDURES"

Our Abpromise to you: Quality guaranteed and expert technical support

- Replacement or refund for products not performing as stated on the datasheet
- Valid for 12 months from date of delivery
- Response to your inquiry within 24 hours
- We provide support in Chinese, English, French, German, Japanese and Spanish
- Extensive multi-media technical resources to help you
- We investigate all quality concerns to ensure our products perform to the highest standards

If the product does not perform as described on this datasheet, we will offer a refund or replacement. For full details of the Abpromise, please visit <https://www.abcam.com/abpromise> or contact our technical team.

Terms and conditions

- Guarantee only valid for products bought direct from Abcam or one of our authorized distributors