




Product datasheet

Anti-24p3R antibody ab237539

3 Images

Overview

Product name	Anti-24p3R antibody
Description	Rabbit polyclonal to 24p3R
Host species	Rabbit
Tested applications	Suitable for: ICC/IF, IHC-P, WB
Species reactivity	Reacts with: Human Predicted to work with: Rat, Cow 
Immunogen	Recombinant fragment corresponding to Human 24p3R aa 1-100. Database link: Q8WUG5  Run BLAST with  Run BLAST with
Positive control	WB: U-87 MG whole cell lysate. IHC-P: Human cervical cancer tissue. ICC/IF: A549 cells.
General notes	<p>The Life Science industry has been in the grips of a reproducibility crisis for a number of years. Abcam is leading the way in addressing this with our range of recombinant monoclonal antibodies and knockout edited cell lines for gold-standard validation. Please check that this product meets your needs before purchasing.</p> <p>If you have any questions, special requirements or concerns, please send us an inquiry and/or contact our Support team ahead of purchase. Recommended alternatives for this product can be found below, along with publications, customer reviews and Q&As</p>

Properties

Form	Liquid
Storage instructions	Shipped at 4°C. Store at +4°C short term (1-2 weeks). Upon delivery aliquot. Store at -20°C long term. Avoid freeze / thaw cycle.
Storage buffer	pH: 7.40 Preservative: 0.03% Proclin 300 Constituents: 50% Glycerol (glycerin, glycerine), PBS
Purity	Protein G purified
Purification notes	Purity greater than 95%.
Clonality	Polyclonal
Isotype	IgG

Applications

The Abpromise guarantee

Our **Abpromise guarantee** covers the use of ab237539 in the following tested applications.

The application notes include recommended starting dilutions; optimal dilutions/concentrations should be determined by the end user.

Application	Abreviews	Notes
ICC/IF		1/50 - 1/500.
IHC-P		1/100 - 1/500. Perform heat mediated antigen retrieval with citrate buffer pH 6 before commencing with IHC staining protocol.
WB		1/500 - 1/5000. Predicted molecular weight: 57 kDa.

Target

Function

Cell surface receptor for LCN2 (24p3) that plays a key role in iron homeostasis and transport. Able to bind iron-bound LCN2 (holo-24p3), followed by internalization of holo-24p3 and release of iron, thereby increasing intracellular iron concentration and leading to inhibition of apoptosis. Also binds iron-free LCN2 (apo-24p3), followed by internalization of apo-24p3 and its association with an intracellular siderophore, leading to iron chelation and iron transfer to the extracellular medium, thereby reducing intracellular iron concentration and resulting in apoptosis.

Tissue specificity

Expressed in brain.


Sequence similarities

Belongs to the major facilitator superfamily. Organic cation transporter family.

Cellular localization

Cell membrane. Vacuole membrane. Upon LCN2-binding, it is internalized.

Images

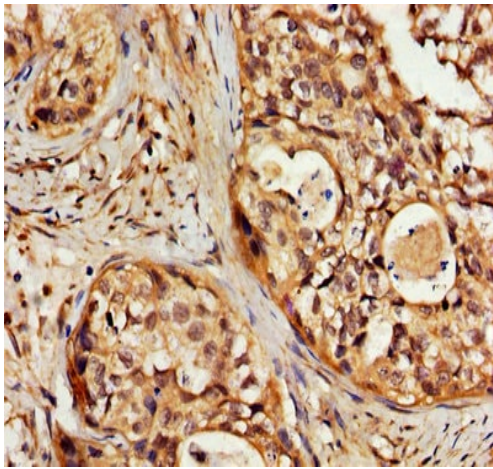


Anti-24p3R antibody (ab237539) at 1/500 dilution + U-87 MG
(Human glioblastoma-astrocytoma epithelial cell line) whole cell
lysate

Secondary

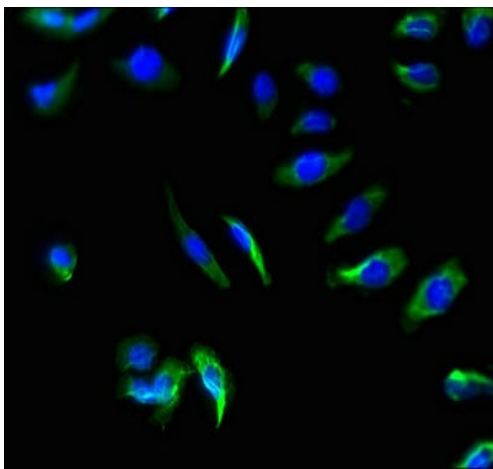
Goat polyclonal to rabbit IgG at 1/50000 dilution

Predicted band size: 57 kDa



Immunohistochemistry (Formalin/PFA-fixed paraffin-embedded sections) - Anti-24p3R antibody (ab237539)

Paraffin-embedded human cervical cancer tissue stained for 24p3R using ab237539 at 1/100 dilution in immunohistochemical analysis.



Immunocytochemistry/ Immunofluorescence - Anti-24p3R antibody (ab237539)

A549 (Human lung carcinoma cell line) cells stained for 24p3R (green) using ab237539 at 1/100 dilution in ICC/IF, followed by an Alexa-Fluor®488 conjugated Goat Anti-Rabbit IgG (H+L).

Please note: All products are "FOR RESEARCH USE ONLY. NOT FOR USE IN DIAGNOSTIC PROCEDURES"

Our Abpromise to you: Quality guaranteed and expert technical support

- Replacement or refund for products not performing as stated on the datasheet
- Valid for 12 months from date of delivery
- Response to your inquiry within 24 hours

- We provide support in Chinese, English, French, German, Japanese and Spanish
- Extensive multi-media technical resources to help you
- We investigate all quality concerns to ensure our products perform to the highest standards

If the product does not perform as described on this datasheet, we will offer a refund or replacement. For full details of the Abpromise, please visit <https://www.abcam.com/abpromise> or contact our technical team.

Terms and conditions

- Guarantee only valid for products bought direct from Abcam or one of our authorized distributors