




Product datasheet

Anti-5 Lipoxygenase/5-LO antibody ab53514

1 Image

Overview

Product name	Anti-5 Lipoxygenase/5-LO antibody
Description	Goat polyclonal to 5 Lipoxygenase/5-LO
Host species	Goat
Tested applications	Suitable for: WB
Species reactivity	Reacts with: Rat Predicted to work with: Mouse, Hamster 
Immunogen	Synthetic peptide corresponding to Human 5 Lipoxygenase/5-LO aa 651-666 (C terminal). Sequence: C-ERNKKKQLPYYLSPD <div>  Run BLAST with  Run BLAST with </div>
Positive control	Recombinant Human 5 Lipoxygenase/5-LO protein (ab114310) can be used as a positive control in WB. Rat stomach lysate or human bone marrow lysate.
General notes	<p>The Life Science industry has been in the grips of a reproducibility crisis for a number of years. Abcam is leading the way in addressing this with our range of recombinant monoclonal antibodies and knockout edited cell lines for gold-standard validation. Please check that this product meets your needs before purchasing.</p> <p>If you have any questions, special requirements or concerns, please send us an inquiry and/or contact our Support team ahead of purchase. Recommended alternatives for this product can be found below, along with publications, customer reviews and Q&As</p>

Properties

Form	Liquid
Storage instructions	Shipped at 4°C. Upon delivery aliquot and store at -20°C or -80°C. Avoid repeated freeze / thaw cycles.
Storage buffer	pH: 7.30 Preservative: 0.02% Sodium azide Constituents: 0.5% BSA, 0.5% Tris buffered saline
Purity	Immunogen affinity purified
Clonality	Polyclonal
Isotype	IgG

Applications

The Abpromise guarantee

Our **Abpromise guarantee** covers the use of ab53514 in the following tested applications.

The application notes include recommended starting dilutions; optimal dilutions/concentrations should be determined by the end user.

Application	Abreviews	Notes
WB		

Application notes

Peptide ELISA: antibody detection limit dilution 1:32,000.

WB: Use at a concentration of 0.3 - 1 µg/ml. Detects a band of approximately 78 kDa (predicted molecular weight: 78 kDa).

Not yet tested in other applications.

Optimal dilutions/concentrations should be determined by the end user.

Target

Function

Catalyzes the first step in leukotriene biosynthesis, and thereby plays a role in inflammatory processes.

Pathway

Lipid metabolism; leukotriene A4 biosynthesis.

Sequence similarities

Belongs to the lipoxygenase family.

Contains 1 lipoxygenase domain.

Contains 1 PLAT domain.

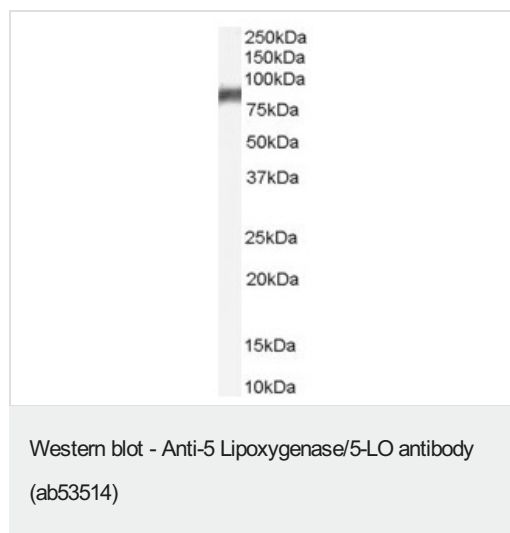
Post-translational modifications

Serine phosphorylation by MAPKAPK2 is stimulated by arachidonic acid. Phosphorylation on Ser-523 by PKA has an inhibitory effect. Phosphorylation on Ser-272 prevents export from the nucleus.

Cellular localization

Cytoplasm. Nucleus matrix. Nucleus membrane. Shuttles between cytoplasm and nucleus. Found exclusively in the nucleus, when phosphorylated on Ser-272. Calcium binding promotes translocation from the cytosol and the nuclear matrix to the nuclear envelope and membrane association.

Images



Anti-5 Lipoxygenase/5-LO antibody (ab53514) at 0.3 µg/ml + Rat Stomach lysate (35µg protein in RIPA buffer).

Predicted band size: 78 kDa

Observed band size: 78 kDa

Primary incubation was 1 hour. Detected by chemiluminescence.

Please note: All products are "FOR RESEARCH USE ONLY. NOT FOR USE IN DIAGNOSTIC PROCEDURES"

Our Abpromise to you: Quality guaranteed and expert technical support

- Replacement or refund for products not performing as stated on the datasheet
- Valid for 12 months from date of delivery
- Response to your inquiry within 24 hours
- We provide support in Chinese, English, French, German, Japanese and Spanish
- Extensive multi-media technical resources to help you
- We investigate all quality concerns to ensure our products perform to the highest standards

If the product does not perform as described on this datasheet, we will offer a refund or replacement. For full details of the Abpromise, please visit <https://www.abcam.com/abpromise> or contact our technical team.

Terms and conditions

- Guarantee only valid for products bought direct from Abcam or one of our authorized distributors