


Anti-5HT1A Receptor antibody ab227165

[2 References](#) [3 Images](#)

Overview

Product name	Anti-5HT1A Receptor antibody
Description	Rabbit polyclonal to 5HT1A Receptor
Host species	Rabbit
Tested applications	Suitable for: ICC/IF, WB
Species reactivity	Reacts with: Rat, Human Predicted to work with: Chimpanzee, Rhesus monkey 
Immunogen	Synthetic peptide within Human 5HT1A Receptor (internal sequence). The exact sequence is proprietary. Conjugated to a carrier protein. Database link: P08908
Positive control	WB: MOLT-4 and Raji whole cell lysates; D-hippocampus C9 lysate. ICC/IF: DIV14 rat E18 primary cortical neurons.
General notes	<p>The Life Science industry has been in the grips of a reproducibility crisis for a number of years. Abcam is leading the way in addressing this with our range of recombinant monoclonal antibodies and knockout edited cell lines for gold-standard validation. Please check that this product meets your needs before purchasing.</p> <p>If you have any questions, special requirements or concerns, please send us an inquiry and/or contact our Support team ahead of purchase. Recommended alternatives for this product can be found below, along with publications, customer reviews and Q&As</p>

Properties

Form	Liquid
Storage instructions	Shipped at 4°C. Store at +4°C short term (1-2 weeks). Upon delivery aliquot. Store at -20°C long term. Avoid freeze / thaw cycle.
Storage buffer	pH: 7.00 Preservative: 0.01% Thimerosal (merthiolate) Constituents: 59.99% PBS, 40% Glycerol (glycerin, glycerine)
Purity	Immunogen affinity purified
Clonality	Polyclonal
Isotype	IgG

Applications

The Abpromise guarantee

Our **Abpromise guarantee** covers the use of ab227165 in the following tested applications.

The application notes include recommended starting dilutions; optimal dilutions/concentrations should be determined by the end user.

Application	Abreviews	Notes
ICC/IF		1/100 - 1/1000.
WB		1/500 - 1/3000. Predicted molecular weight: 46 kDa.

Target

Function

This is one of the several different receptors for 5-hydroxytryptamine (serotonin), a biogenic hormone that functions as a neurotransmitter, a hormone, and a mitogen. The activity of this receptor is mediated by G proteins that inhibit adenylate cyclase activity.

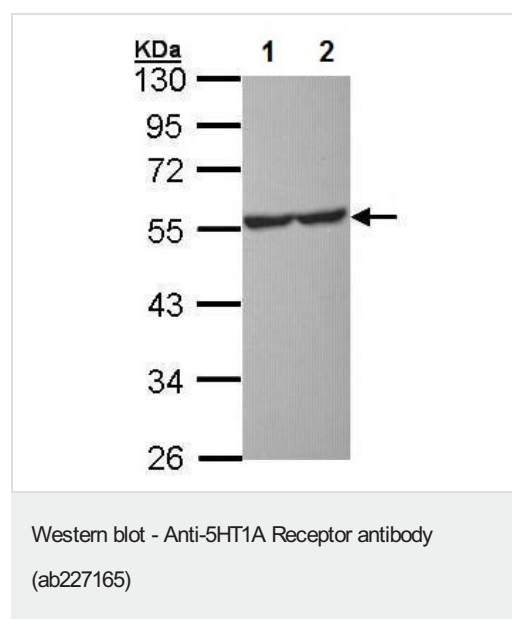
Sequence similarities

Belongs to the G-protein coupled receptor 1 family. 5-hydroxytryptamine receptor subfamily. HTR1A sub-subfamily.

Cellular localization

Cell membrane.

Images



All lanes : Anti-5HT1A Receptor antibody (ab227165) at 1/1000 dilution

Lane 1 : MOLT-4 (human lymphoblastic leukemia cell line) whole cell lysate

Lane 2 : Raji (human Burkitt's lymphoma cell line) whole cell lysate

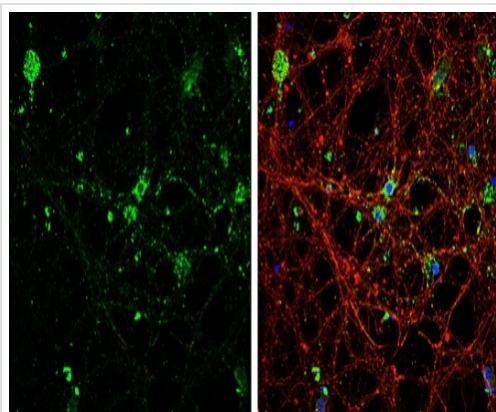
Lysates/proteins at 30 µg per lane.

Secondary

All lanes : HRP-conjugated anti-rabbit IgG

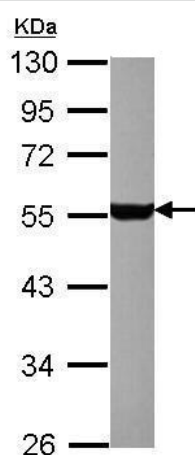
Predicted band size: 46 kDa

10% SDS-PAGE gel.



Immunocytochemistry/ Immunofluorescence - Anti-5HT1A Receptor antibody (ab227165)

4% paraformaldehyde-fixed DIV14 rat E18 primary cortical neurons stained for 5HT1A (green) using ab227165 at 1/500 dilution in ICC/IF. Counterstain: beta Tubulin 3/ Tuj1, stained by beta Tubulin 3/ Tuj1 antibody at 1/500 dilution (red). Nuclear Counterstain: Fluoroshield with DAPI (blue).



Western blot - Anti-5HT1A Receptor antibody (ab227165)

Anti-5HT1A Receptor antibody (ab227165) at 1/1000 dilution + D-hippocampus C9 lysate at 20 µg

Secondary

HRP-conjugated anti-rabbit IgG

Predicted band size: 46 kDa

10% SDS-PAGE gel.

Please note: All products are "FOR RESEARCH USE ONLY. NOT FOR USE IN DIAGNOSTIC PROCEDURES"

Our Abpromise to you: Quality guaranteed and expert technical support

- Replacement or refund for products not performing as stated on the datasheet
- Valid for 12 months from date of delivery
- Response to your inquiry within 24 hours
- We provide support in Chinese, English, French, German, Japanese and Spanish
- Extensive multi-media technical resources to help you
- We investigate all quality concerns to ensure our products perform to the highest standards

If the product does not perform as described on this datasheet, we will offer a refund or replacement. For full details of the Abpromise, please visit <https://www.abcam.com/abpromise> or contact our technical team.

Terms and conditions

- Guarantee only valid for products bought direct from Abcam or one of our authorized distributors