




Anti-5HT4 Receptor antibody ab60359

★★★★★ [4 Abreviews](#) [9 References](#) [4 Images](#)

Overview

Product name	Anti-5HT4 Receptor antibody
Description	Rabbit polyclonal to 5HT4 Receptor
Host species	Rabbit
Specificity	5-HT-4 antibody detects endogenous levels of total 5-HT-4 protein.
Tested applications	Suitable for: WB, ICC/IF
Species reactivity	Reacts with: Human, Zebrafish Predicted to work with: Mouse, Rat, Horse, Chicken, Guinea pig, Cow, Pig, Chimpanzee, Rhesus monkey, Opossum 
Immunogen	Synthetic peptide corresponding to Human 5HT4 Receptor aa 21-70. Sequence: LMAILGNLLV MVAVCWDRQL RKIKTNYFM SLAFADLLVS Database link: Q13639 <div>  Run BLAST with  Run BLAST with </div>
Positive control	WB: Jurkat cell, COLO205 cells. ICC: HeLa cells.
General notes	<p>The Life Science industry has been in the grips of a reproducibility crisis for a number of years. Abcam is leading the way in addressing this with our range of recombinant monoclonal antibodies and knockout edited cell lines for gold-standard validation. Please check that this product meets your needs before purchasing.</p> <p>If you have any questions, special requirements or concerns, please send us an inquiry and/or contact our Support team ahead of purchase. Recommended alternatives for this product can be found below, along with publications, customer reviews and Q&As</p>

Properties

Form	Liquid
Storage instructions	Shipped at 4°C. Store at -20°C. Stable for 12 months at -20°C.
Storage buffer	pH: 7.40 Preservative: 0.02% Sodium azide Constituents: PBS, 50% Glycerol, 0.87% Sodium chloride
Purity	Immunogen affinity purified

Clonality	Polyclonal
Isotype	IgG

Applications

The Abpromise guarantee Our **Abpromise guarantee** covers the use of ab60359 in the following tested applications. The application notes include recommended starting dilutions; optimal dilutions/concentrations should be determined by the end user.

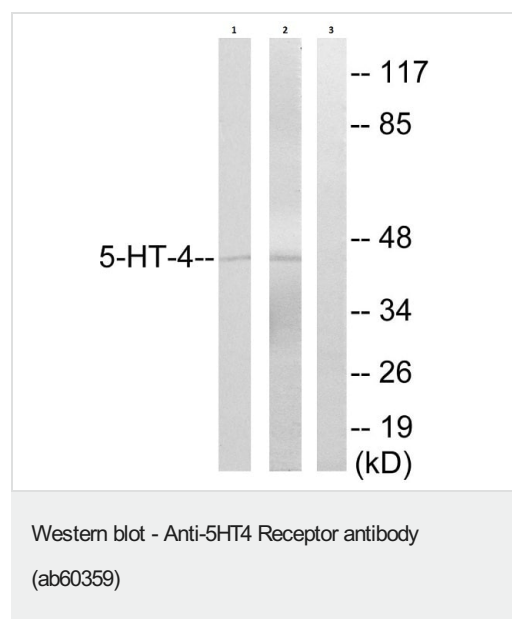
Application	Abreviews	Notes
WB		1/500 - 1/1000. Predicted molecular weight: 44 kDa.
ICC/IF		1/500 - 1/1000.

Target

Relevance The 5HT4 Receptor is one of the several different receptors for 5- hydroxytryptamine (serotonin), a biogenic hormone that functions as a neurotransmitter, a hormone, and a mitogen. The activity of this receptor is mediated by G proteins that stimulates adenylate cyclase. 5HT4a receptors may play a role in opioid-induced respiratory depression.

Cellular localization Cell membrane; Multi-pass membrane protein. Endosome. Note: Interaction with SNX27 mediates recruitment to early endosomes, while interaction with SLC9A3R1 and EZR might target the protein to specialized subcellular regions, such as microvilli.

Images



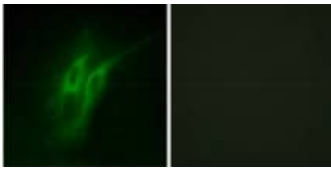
All lanes : Anti-5HT4 Receptor antibody (ab60359)

Lane 1 : Jurkat cell lysate

Lane 2 : COLO205 cell lysate

Lane 3 : COLO205 cell lysate with Synthesized peptide

Predicted band size: 44 kDa



Immunocytochemistry/ Immunofluorescence - Anti-5HT4 Receptor antibody (ab60359)

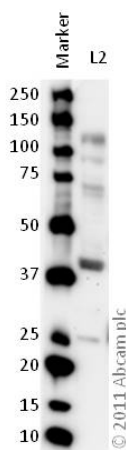
ab60359, staining 5-HT-4 receptor in HeLa cells by ICC/IF (left), with blocking peptide (right).



Western blot - Anti-5HT4 Receptor antibody (ab60359)

Anti-5HT4 Receptor antibody (ab60359) at 1/1000 dilution + COLO205 cells

Predicted band size: 44 kDa



Western blot - Anti-5HT4 Receptor antibody (ab60359)

All lanes : Anti-5HT4 Receptor antibody (ab60359) at 1/500 dilution

Lane 1 : Marker

Lane 2 : Zebrafish brain homogenate at 20 µg

Secondary

All lanes : Goat polyclonal to Rabbit IgG – H&L – Pre-Adsorbed (HRP) at 1/6000 dilution

Developed using the ECL technique.

Performed under reducing conditions.

Predicted band size: 44 kDa

Observed band size: 42 kDa

Exposure time: 5 minutes

Please note: All products are "FOR RESEARCH USE ONLY. NOT FOR USE IN DIAGNOSTIC PROCEDURES"

Our Abpromise to you: Quality guaranteed and expert technical support

- Replacement or refund for products not performing as stated on the datasheet
- Valid for 12 months from date of delivery
- Response to your inquiry within 24 hours
- We provide support in Chinese, English, French, German, Japanese and Spanish
- Extensive multi-media technical resources to help you
- We investigate all quality concerns to ensure our products perform to the highest standards

If the product does not perform as described on this datasheet, we will offer a refund or replacement. For full details of the Abpromise, please visit <https://www.abcam.com/abpromise> or contact our technical team.

Terms and conditions

- Guarantee only valid for products bought direct from Abcam or one of our authorized distributors