




Product datasheet

Anti-ADRM1/ARM-1 antibody ab236774

3 Images

Overview

Product name	Anti-ADRM1/ARM-1 antibody
Description	Rabbit polyclonal to ADRM1/ARM-1
Host species	Rabbit
Tested applications	Suitable for: ICC/IF, IHC-P, WB
Species reactivity	Reacts with: Mouse, Human Predicted to work with: Rat, Cow 
Immunogen	Recombinant full length protein corresponding to Human ADRM1/ARM-1 aa 1 to the C-terminus. Database link: Q16186  Run BLAST with  Run BLAST with
Positive control	WB: Mouse stomach tissue lysate. IHC-P: Human testis tissue. ICC/IF: MCF7 cells.
General notes	<p>The Life Science industry has been in the grips of a reproducibility crisis for a number of years. Abcam is leading the way in addressing this with our range of recombinant monoclonal antibodies and knockout edited cell lines for gold-standard validation. Please check that this product meets your needs before purchasing.</p> <p>If you have any questions, special requirements or concerns, please send us an inquiry and/or contact our Support team ahead of purchase. Recommended alternatives for this product can be found below, along with publications, customer reviews and Q&As</p>

Properties

Form	Liquid
Storage instructions	Shipped at 4°C. Store at +4°C short term (1-2 weeks). Upon delivery aliquot. Store at -20°C long term. Avoid freeze / thaw cycle.
Storage buffer	pH: 7.40 Preservative: 0.03% Proclin 300 Constituents: 50% Glycerol (glycerin, glycerine), PBS
Purity	Protein G purified
Purification notes	Purity >95%
Clonality	Polyclonal
Isotype	IgG

Applications

The Abpromise guarantee

Our **Abpromise guarantee** covers the use of ab236774 in the following tested applications.

The application notes include recommended starting dilutions; optimal dilutions/concentrations should be determined by the end user.

Application	Abreviews	Notes
ICC/IF		1/50 - 1/200.
IHC-P		1/20 - 1/200.
WB		1/1000 - 1/5000. Predicted molecular weight: 42 kDa.

Target

Function

Functions as a proteasomal ubiquitin receptor. Recruits the deubiquitinating enzyme UCHL5 at the 26S proteasome and promotes its activity.

Sequence similarities

Belongs to the ADRM1 family.
Contains 1 PH domain.

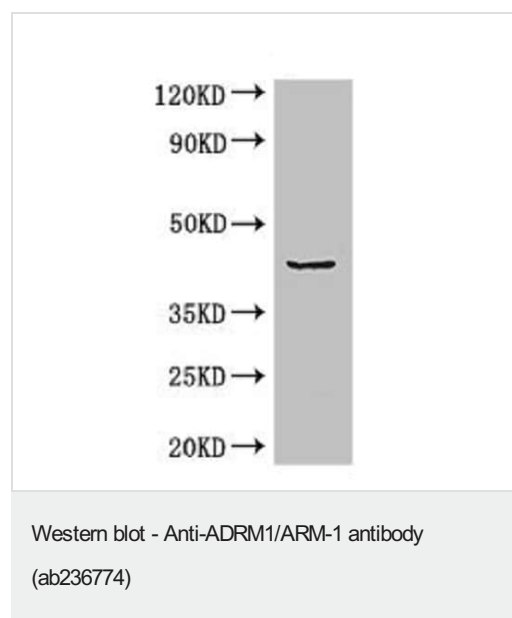
Domain

The PH domain mediates interactions with PSMD1 and ubiquitin. Preferential binding to the proximal subunit of K48-linked diubiquitin allows UCHL5 access to the distal subunit.

Cellular localization

Cytoplasm. Nucleus.

Images

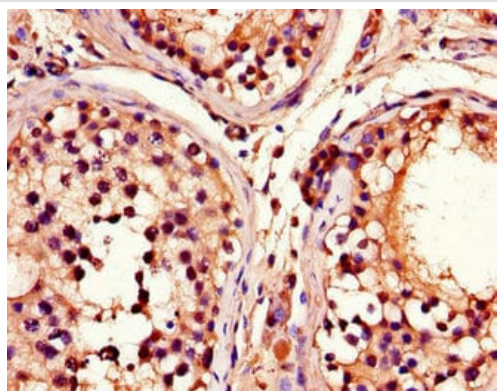


Anti-ADRM1/ARM-1 antibody (ab236774) at 1/1000 dilution +
Mouse stomach tissue lysate

Secondary

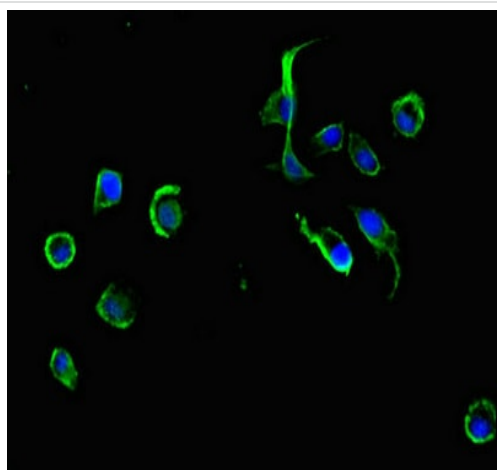
Goat polyclonal to rabbit IgG at 1/50000 dilution

Predicted band size: 42 kDa



Immunohistochemistry (Formalin/PFA-fixed paraffin-embedded sections) - Anti-ADRM1/ARM-1 antibody (ab236774)

Paraffin-embedded human testis tissue stained for ADRM1/ARM-1 with ab236774 at 1/100 dilution in immunohistochemical analysis.



Immunocytochemistry/ Immunofluorescence - Anti-ADRM1/ARM-1 antibody (ab236774)

MCF7 (Human breast adenocarcinoma cell line) cells stained for ADRM1/ARM-1 (Green) using ab236774 at 1/100 dilution in ICC/IF. Secondary used is an Alexa-Fluor®488-conjugated Goat Anti-Rabbit IgG (H+L).

Please note: All products are "FOR RESEARCH USE ONLY. NOT FOR USE IN DIAGNOSTIC PROCEDURES"

Our Abpromise to you: Quality guaranteed and expert technical support

- Replacement or refund for products not performing as stated on the datasheet
- Valid for 12 months from date of delivery
- Response to your inquiry within 24 hours
- We provide support in Chinese, English, French, German, Japanese and Spanish
- Extensive multi-media technical resources to help you

- We investigate all quality concerns to ensure our products perform to the highest standards

If the product does not perform as described on this datasheet, we will offer a refund or replacement. For full details of the Abpromise, please visit <https://www.abcam.com/abpromise> or contact our technical team.

Terms and conditions

- Guarantee only valid for products bought direct from Abcam or one of our authorized distributors