


Product datasheet

Anti-AKAP 95 antibody ab72196

[2 References](#) [3 Images](#)

Overview

Product name	Anti-AKAP 95 antibody
Description	Rabbit polyclonal to AKAP 95
Host species	Rabbit
Tested applications	Suitable for: WB, IP, IHC-P
Species reactivity	Reacts with: Mouse, Human Predicted to work with: Cow, Chimpanzee, Gorilla 
Immunogen	Synthetic peptide corresponding to Human AKAP 95 aa 642-692 (C terminal). Database link: NP_005849.1
Positive control	HeLa and 293T whole cell lysates
General notes	<p>The Life Science industry has been in the grips of a reproducibility crisis for a number of years. Abcam is leading the way in addressing this with our range of recombinant monoclonal antibodies and knockout edited cell lines for gold-standard validation. Please check that this product meets your needs before purchasing.</p> <p>If you have any questions, special requirements or concerns, please send us an inquiry and/or contact our Support team ahead of purchase. Recommended alternatives for this product can be found below, along with publications, customer reviews and Q&As</p>

Properties

Form	Liquid
Storage instructions	Shipped at 4°C. Upon delivery aliquot and store at -20°C. Avoid freeze / thaw cycles.
Storage buffer	pH: 6.8 Preservative: 0.09% Sodium azide Constituents: 0.1% BSA, Tris buffered saline
Purity	Immunogen affinity purified
Clonality	Polyclonal
Isotype	IgG

Applications

The Abpromise guarantee

Our **Abpromise guarantee** covers the use of ab72196 in the following tested applications.

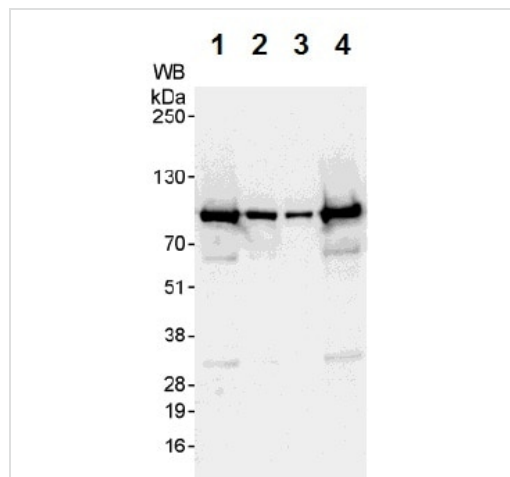
The application notes include recommended starting dilutions; optimal dilutions/concentrations should be determined by the end user.

Application	Abreviews	Notes
WB		1/2000 - 1/10000. Detects a band of approximately 86 kDa (predicted molecular weight: 76 kDa).
IP		Use at 2-5 µg/mg of lysate.
IHC-P		1/200 - 1/1000. Perform heat mediated antigen retrieval with citrate buffer pH 6 before commencing with IHC staining protocol.

Target

Function	Anchoring protein that mediates the subcellular compartmentation of cAMP-dependent protein kinase (PKA type II).
Tissue specificity	Highly expressed in heart, liver, skeletal muscle, kidney and pancreas.
Sequence similarities	Belongs to the AKAP95 family. Contains 2 C2H2 AKAP95-type zinc fingers.
Cellular localization	Nucleus matrix. Associated with the nuclear matrix. Redistributed and detached from condensed chromatin during mitosis.

Images



Western blot - Anti-AKAP 95 antibody (ab72196)

All lanes : Anti-AKAP 95 antibody (ab72196) at 0.04 µg/ml

Lane 1 : HeLa whole cell lysate at 50 µg

Lane 2 : HeLa whole cell lysate at 15 µg

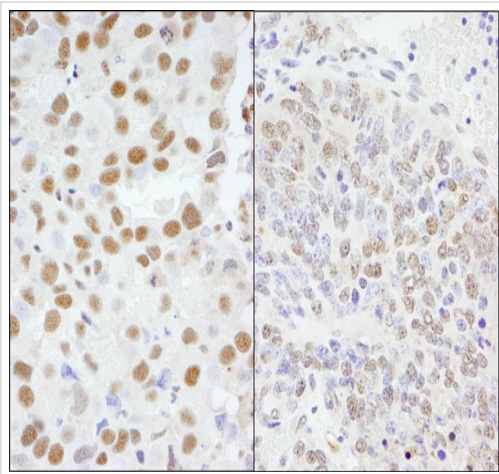
Lane 3 : HeLa whole cell lysate at 5 µg

Lane 4 : 293T whole cell lysate at 50 µg

Developed using the ECL technique.

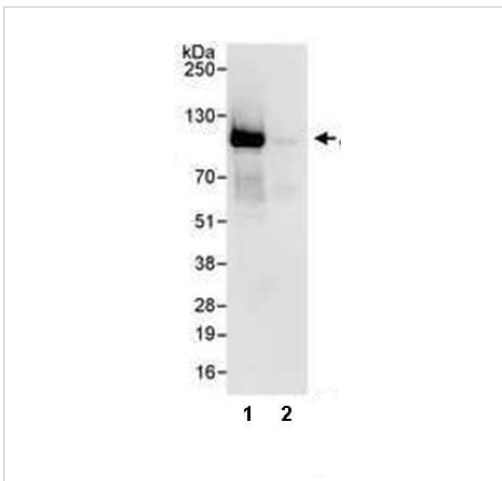
Predicted band size: 76 kDa

Exposure time: 3 minutes



Immunohistochemistry (Formalin/PFA-fixed paraffin-embedded sections) analysis of human breast carcinoma (left) and mouse teratoma (right) tissues labelling AKAP 95 with ab72196 at 1/1000 (0.2µg/ml) and 1/200 (1µg/ml). Detection: DAB.

Immunohistochemistry (Formalin/PFA-fixed paraffin-embedded sections) - Anti-AKAP 95 antibody (ab72196)



Immunoprecipitation of HeLa whole cell lysate (1 mg) using ab72196 at 3 µg/mg lysate. 20% of the immunoprecipitate was used for Western blot and bands were detected using ab72196 at 1 µg/ml. Bands were developed using chemiluminescence with an exposure time of 3 seconds. Lane 2 represents a Control IgG.

Immunoprecipitation - Anti-AKAP 95 antibody (ab72196)

Please note: All products are "FOR RESEARCH USE ONLY. NOT FOR USE IN DIAGNOSTIC PROCEDURES"

Our Abpromise to you: Quality guaranteed and expert technical support

- Replacement or refund for products not performing as stated on the datasheet
- Valid for 12 months from date of delivery
- Response to your inquiry within 24 hours

- We provide support in Chinese, English, French, German, Japanese and Spanish
- Extensive multi-media technical resources to help you
- We investigate all quality concerns to ensure our products perform to the highest standards

If the product does not perform as described on this datasheet, we will offer a refund or replacement. For full details of the Abpromise, please visit <https://www.abcam.com/abpromise> or contact our technical team.

Terms and conditions

- Guarantee only valid for products bought direct from Abcam or one of our authorized distributors