

Product datasheet

Anti-AKR1C1 antibody ab192785

[4 References](#) [4 Images](#)

Overview

Product name	Anti-AKR1C1 antibody
Description	Rabbit polyclonal to AKR1C1
Host species	Rabbit
Specificity	This antibody cross-reacts with AKR1C2.
Tested applications	Suitable for: ICC/IF, WB, IHC-P
Species reactivity	Reacts with: Mouse, Human
Immunogen	Recombinant fragment within Human AKR1C1 aa 22-248. The exact sequence is proprietary. Database link: Q04828
Positive control	Human liver tissue; A431 cells; Raji whole cell lysate; mouse liver tissue lysate.
General notes	<p>The Life Science industry has been in the grips of a reproducibility crisis for a number of years. Abcam is leading the way in addressing this with our range of recombinant monoclonal antibodies and knockout edited cell lines for gold-standard validation. Please check that this product meets your needs before purchasing.</p> <p>If you have any questions, special requirements or concerns, please send us an inquiry and/or contact our Support team ahead of purchase. Recommended alternatives for this product can be found below, along with publications, customer reviews and Q&As</p>

Properties

Form	Liquid
Storage instructions	Shipped at 4°C. Store at +4°C short term (1-2 weeks). Upon delivery aliquot. Store at -20°C long term. Avoid freeze / thaw cycle.
Storage buffer	pH: 7.00 Constituents: 20% Glycerol (glycerin, glycerine), PBS, 0.00038% 5-chloro-2-methyl-4-isothiazolin-3-one, 0.00038% 2-methyl-4-isothiazolin-3-one
Purity	Immunogen affinity purified
Clonality	Polyclonal
Isotype	IgG

Applications

The Abpromise guarantee

Our **Abpromise guarantee** covers the use of ab192785 in the following tested applications.

The application notes include recommended starting dilutions; optimal dilutions/concentrations should be determined by the end user.

Application	Abreviews	Notes
ICC/IF		1/100 - 1/1000.
WB		1/500 - 1/3000. Predicted molecular weight: 37 kDa.
IHC-P		Use a concentration of 7.5 µg/ml.

Target

Function

Converts progesterone to its inactive form, 20-alpha-dihydroxyprogesterone (20-alpha-OHP). In the liver and intestine, may have a role in the transport of bile. May have a role in monitoring the intrahepatic bile acid concentration. Has a low bile-binding ability. May play a role in myelin formation.

Tissue specificity

Expressed in all tissues tested including liver, prostate, testis, adrenal gland, brain, uterus, mammary gland and keratinocytes. Highest levels found in liver, mammary gland and brain.

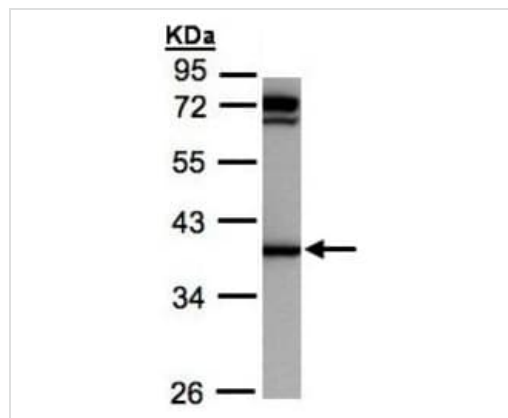
Sequence similarities

Belongs to the aldo/keto reductase family.

Cellular localization

Cytoplasm.

Images

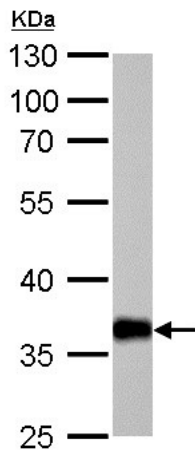


Anti-AKR1C1 antibody (ab192785) at 1/1000 dilution + Raji whole cell lysate at 30 µg

Predicted band size: 37 kDa

10% SDS PAGE

Western blot - Anti-AKR1C1 antibody (ab192785)

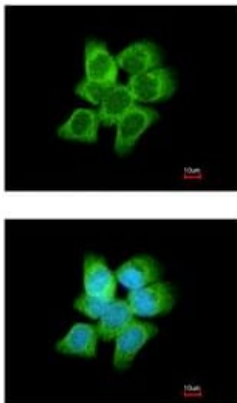


Western blot - Anti-AKR1C1 antibody (ab192785)

Anti-AKR1C1 antibody (ab192785) at 1/1000 dilution + mouse liver tissue lysate at 50 μ g

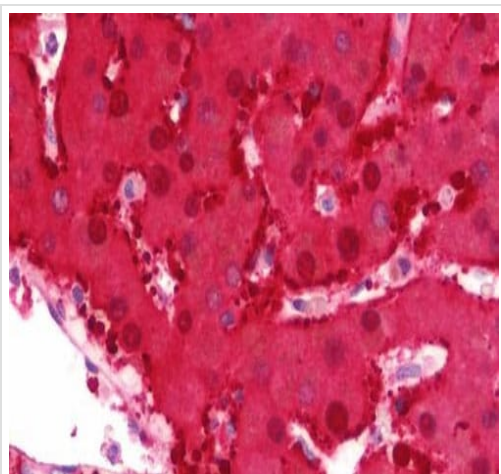
Predicted band size: 37 kDa

10% SDS-PAGE



Immunocytochemistry/ Immunofluorescence - Anti-AKR1C1 antibody (ab192785)

Immunofluorescence analysis of A431 cells, labeling AKR1C1 (green, upper panel) with ab192785 at 1/200 dilution. Nuclei were counterstained with Hoechst 33342 (blue, lower panel).



Immunohistochemical analysis of formalin-fixed, paraffin-embedded human liver tissue, labeling AKR1C1 with ab192785 at 7.5 µg/ml.

Immunohistochemistry (Formalin/PFA-fixed paraffin-embedded sections) - Anti-AKR1C1 antibody (ab192785)

Please note: All products are "FOR RESEARCH USE ONLY. NOT FOR USE IN DIAGNOSTIC PROCEDURES"

Our Abpromise to you: Quality guaranteed and expert technical support

- Replacement or refund for products not performing as stated on the datasheet
- Valid for 12 months from date of delivery
- Response to your inquiry within 24 hours
- We provide support in Chinese, English, French, German, Japanese and Spanish
- Extensive multi-media technical resources to help you
- We investigate all quality concerns to ensure our products perform to the highest standards

If the product does not perform as described on this datasheet, we will offer a refund or replacement. For full details of the Abpromise, please visit <https://www.abcam.com/abpromise> or contact our technical team.

Terms and conditions

- Guarantee only valid for products bought direct from Abcam or one of our authorized distributors