


Product datasheet

Alexa Fluor® 488 Anti-NRF1 antibody [EPR5554(N)] ab200976

Recombinant RabMAb

★★★★★ [1 Abreviews](#) [1 References](#) [2 Images](#)

Overview

Product name	Alexa Fluor® 488 Anti-NRF1 antibody [EPR5554(N)]
Description	Alexa Fluor® 488 Rabbit monoclonal [EPR5554(N)] to NRF1
Host species	Rabbit
Conjugation	Alexa Fluor® 488. Ex: 495nm, Em: 519nm
Tested applications	Suitable for: ICC/IF
Species reactivity	Reacts with: Human Predicted to work with: Mouse, Rat 
Immunogen	Synthetic peptide. This information is proprietary to Abcam and/or its suppliers.
Positive control	ICC/IF: HeLa cells
General notes	<p>Our RabMAb® technology is a patented hybridoma-based technology for making rabbit monoclonal antibodies. For details on our patents, please refer to RabMAb® patents.</p> <p>Alexa Fluor® is a registered trademark of Molecular Probes, Inc, a Thermo Fisher Scientific Company. The Alexa Fluor® dye included in this product is provided under an intellectual property license from Life Technologies Corporation. As this product contains the Alexa Fluor® dye, the purchase of this product conveys to the buyer the non-transferable right to use the purchased product and components of the product only in research conducted by the buyer (whether the buyer is an academic or for-profit entity). As this product contains the Alexa Fluor® dye the sale of this product is expressly conditioned on the buyer not using the product or its components, or any materials made using the product or its components, in any activity to generate revenue, which may include, but is not limited to use of the product or its components: (i) in manufacturing; (ii) to provide a service, information, or data in return for payment (iii) for therapeutic, diagnostic or prophylactic purposes; or (iv) for resale, regardless of whether they are sold for use in research. For information on purchasing a license to this product for purposes other than research, contact Life Technologies Corporation, 5781 Van Allen Way, Carlsbad, CA 92008 USA or outlicensing@thermofisher.com.</p>

Properties

Form Liquid

Storage instructions	Shipped at 4°C. Store at +4°C short term (1-2 weeks). Upon delivery aliquot. Store at -20°C. Avoid freeze / thaw cycle. Store In the Dark.
Storage buffer	pH: 7.40 Preservative: 0.02% Sodium azide Constituents: PBS, 30% Glycerol (glycerin, glycerine), 1% BSA
Purity	Protein A purified
Clonality	Monoclonal
Clone number	EPR5554(N)
Isotype	IgG

Applications

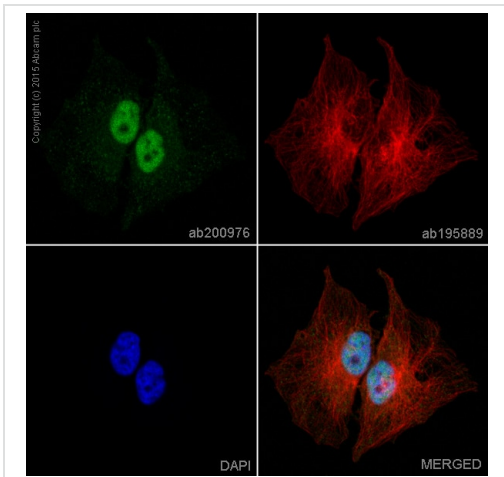
The Abpromise guarantee Our **Abpromise guarantee** covers the use of ab200976 in the following tested applications. The application notes include recommended starting dilutions; optimal dilutions/concentrations should be determined by the end user.

Application	Abreviews	Notes
ICC/IF		1/200.

Target

Function	Transcription factor that activates the expression of the EIF2S1 (EIF2-alpha) gene. Links the transcriptional modulation of key metabolic genes to cellular growth and development. Implicated in the control of nuclear genes required for respiration, heme biosynthesis, and mitochondrial DNA transcription and replication.
Tissue specificity	Ubiquitously expressed with strongest expression in skeletal muscle.
Sequence similarities	Belongs to the NRF1/Ewg family.
Post-translational modifications	Phosphorylation enhances DNA binding.
Cellular localization	Nucleus.

Images







ab200976 staining NRF1 in HeLa cells. The cells were fixed with 4% formaldehyde (10min), permeabilized with 0.1% Triton X-100 for 5 minutes and then blocked with 1% BSA/10% normal goat serum/0.3M glycine in 0.1% PBS-Tween for 1h. The cells were then incubated overnight at +4°C with ab200976 at 1/200 dilution (shown in green) and **ab195889**, Mouse monoclonal to alpha Tubulin (Alexa Fluor® 594), at 2µg/ml (shown in red). Nuclear DNA was labelled with DAPI (shown in blue).

Image was taken with a confocal microscope (Leica-Microsystems, TCS SP8).

Immunocytochemistry/ Immunofluorescence - Alexa Fluor® 488 Anti-NRF1 antibody [EPR5554(N)] (ab200976)

Why choose a recombinant antibody?

 <p>Research with confidence Consistent and reproducible results</p>	 <p>Long-term and scalable supply Recombinant technology</p>
 <p>Success from the first experiment Confirmed specificity</p>	 <p>Ethical standards compliant Animal-free production</p>

Alexa Fluor® 488 Anti-NRF1 antibody [EPR5554(N)] (ab200976)

Please note: All products are "FOR RESEARCH USE ONLY. NOT FOR USE IN DIAGNOSTIC PROCEDURES"

Our Abpromise to you: Quality guaranteed and expert technical support

- Replacement or refund for products not performing as stated on the datasheet
- Valid for 12 months from date of delivery
- Response to your inquiry within 24 hours

- We provide support in Chinese, English, French, German, Japanese and Spanish
- Extensive multi-media technical resources to help you
- We investigate all quality concerns to ensure our products perform to the highest standards

If the product does not perform as described on this datasheet, we will offer a refund or replacement. For full details of the Abpromise, please visit <https://www.abcam.com/abpromise> or contact our technical team.

Terms and conditions

- Guarantee only valid for products bought direct from Abcam or one of our authorized distributors