




Product datasheet

Alexa Fluor® 488 Anti-USP22 antibody [EPR18945] ab225399

Recombinant RabMAb

2 Images

Overview

Product name	Alexa Fluor® 488 Anti-USP22 antibody [EPR18945]
Description	Alexa Fluor® 488 Rabbit monoclonal [EPR18945] to USP22
Host species	Rabbit
Conjugation	Alexa Fluor® 488. Ex: 495nm, Em: 519nm
Tested applications	Suitable for: ICC/IF
Species reactivity	Reacts with: Human Predicted to work with: Mouse, Rat 
Immunogen	Recombinant fragment within Human USP22 aa 1-150. The exact immunogen sequence used to generate this antibody is proprietary information. If additional detail on the immunogen is needed to determine the suitability of the antibody for your needs, please contact our Scientific Support team to discuss your requirements. Database link: Q9UPT9  Run BLAST with  Run BLAST with
Positive control	ICC/IF: HeLa cells
General notes	<p>This product is a recombinant monoclonal antibody, which offers several advantages including:</p> <ul style="list-style-type: none"> - High batch-to-batch consistency and reproducibility - Improved sensitivity and specificity - Long-term security of supply - Animal-free production <p>For more information see here.</p> <p>Our RabMAb® technology is a patented hybridoma-based technology for making rabbit monoclonal antibodies. For details on our patents, please refer to RabMAb® patents.</p> <p>Alexa Fluor® is a registered trademark of Molecular Probes, Inc, a Thermo Fisher Scientific Company. The Alexa Fluor® dye included in this product is provided under an intellectual property license from Life Technologies Corporation. As this product contains the Alexa Fluor® dye, the purchase of this product conveys to the buyer the non-transferable right to use the purchased product and components of the product only in research conducted by the buyer (whether the buyer is an academic or for-profit entity). As this product contains the Alexa Fluor® dye the sale of this product is expressly conditioned on the buyer not using the product or its components, or any materials made using the product or its components, in any activity to generate revenue, which</p>

may include, but is not limited to use of the product or its components: in manufacturing; (ii) to provide a service, information, or data in return for payment (iii) for therapeutic, diagnostic or prophylactic purposes; or (iv) for resale, regardless of whether they are sold for use in research. For information on purchasing a license to this product for purposes other than research, contact Life Technologies Corporation, 5781 Van Allen Way, Carlsbad, CA 92008 USA or outlicensing@thermofisher.com.

Properties

Form	Liquid
Storage instructions	Shipped at 4°C. Store at +4°C short term (1-2 weeks). Upon delivery aliquot. Store at -20°C long term. Avoid freeze / thaw cycle. Stable for 12 months at -20°C. Store In the Dark.
Storage buffer	pH: 7.40 Preservative: 0.02% Sodium azide Constituents: 30% Glycerol (glycerin, glycerine), 1% BSA, PBS
Purity	Protein A purified
Clonality	Monoclonal
Clone number	EPR18945
Isotype	IgG

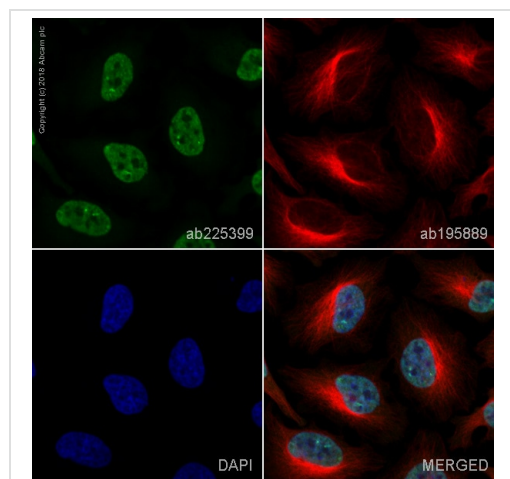
Applications

The Abpromise guarantee Our **Abpromise guarantee** covers the use of ab225399 in the following tested applications. The application notes include recommended starting dilutions; optimal dilutions/concentrations should be determined by the end user.

Application	Abreviews	Notes
ICC/IF		1/100. This product gave a positive signal in HeLa cells fixed with 4% formaldehyde (10 min)

Target

Function	Histone deubiquitinating component of the transcription regulatory histone acetylation (HAT) complex SAGA. Catalyzes the deubiquitination of both histones H2A and H2B, thereby acting as a coactivator. Recruited to specific gene promoters by activators such as MYC, where it is required for transcription. Required for nuclear receptor-mediated transactivation and cell cycle progression.
Tissue specificity	Moderately expressed in various tissues including heart and skeletal muscle, and weakly expressed in lung and liver.
Sequence similarities	Belongs to the peptidase C19 family. UBP8 subfamily. Contains 1 UBP-type zinc finger.
Cellular localization	Nucleus.



Immunocytochemistry/ Immunofluorescence - Alexa Fluor® 488 Anti-USP22 antibody [EPR18945] (ab225399)

ab225399 staining USP22 in HeLa cells. The cells were fixed with 4% formaldehyde (10 min), permeabilized with 0.1% Triton X-100 for 5 minutes and then blocked with 1% BSA/10% normal goat serum/0.3M glycine in 0.1% PBS-Tween for 1h. The cells were then incubated overnight at +4°C with ab225399 at 1/100 dilution (shown in green) and **ab195889**, Mouse monoclonal to alpha Tubulin (Alexa Fluor® 594), at 1/250 dilution (shown in red). Nuclear DNA was labelled with DAPI (shown in blue).

Image was taken with a confocal microscope (Leica-Microsystems, TCS SP8).

Why choose a recombinant antibody?

 <p>Research with confidence Consistent and reproducible results</p>	 <p>Long-term and scalable supply Recombinant technology</p>
 <p>Success from the first experiment Confirmed specificity</p>	 <p>Ethical standards compliant Animal-free production</p>

Alexa Fluor® 488 Anti-USP22 antibody [EPR18945] (ab225399)

Please note: All products are "FOR RESEARCH USE ONLY. NOT FOR USE IN DIAGNOSTIC PROCEDURES"

Our Abpromise to you: Quality guaranteed and expert technical support

- Replacement or refund for products not performing as stated on the datasheet
- Valid for 12 months from date of delivery
- Response to your inquiry within 24 hours
- We provide support in Chinese, English, French, German, Japanese and Spanish
- Extensive multi-media technical resources to help you
- We investigate all quality concerns to ensure our products perform to the highest standards

If the product does not perform as described on this datasheet, we will offer a refund or replacement. For full details of the Abpromise, please visit <https://www.abcam.com/abpromise> or contact our technical team.

Terms and conditions

- Guarantee only valid for products bought direct from Abcam or one of our authorized distributors