

Product datasheet

Alexa Fluor® 555 Anti-RKIP antibody [EPR2875Y] ab312157

Recombinant RabMAb

1 Image

Overview

Product name	Alexa Fluor® 555 Anti-RKIP antibody [EPR2875Y]
Description	Alexa Fluor® 555 Rabbit monoclonal [EPR2875Y] to RKIP
Host species	Rabbit
Conjugation	Alexa Fluor® 555. Ex: 555nm, Em: 565nm
Tested applications	Suitable for: Target binding affinity, Antibody labelling
Immunogen	Synthetic peptide. This information is proprietary to Abcam and/or its suppliers.
General notes	<p>This conjugated primary antibody is released using a quantitative quality control method that evaluates binding affinity post-conjugation and efficiency of antibody labeling.</p> <p>For suitable applications and species reactivity, please refer to the unconjugated version of this clone. This conjugated antibody is eligible for Abtrial: learn more here.</p> <p>This product is a recombinant monoclonal antibody, which offers several advantages including:</p> <ul style="list-style-type: none">- High batch-to-batch consistency and reproducibility- Improved sensitivity and specificity- Long-term security of supply- Animal-free production <p>For more information see here.</p> <p>Our RabMAb® technology is a patented hybridoma-based technology for making rabbit monoclonal antibodies. For details on our patents, please refer to RabMAb® patents.</p>

Properties

Form	Liquid
Storage instructions	Shipped at 4°C. Store at +4°C short term (1-2 weeks). Upon delivery aliquot. Store at -20°C. Avoid freeze / thaw cycle. Store In the Dark.
Storage buffer	pH: 7.40 Preservative: 0.02% Sodium azide Constituents: 30% Glycerol (glycerin, glycerine), 1% BSA, 68% PBS
Purity	Protein A purified

Clonality	Monoclonal
Clone number	EPR2875Y
Isotype	IgG

Applications

The Abpromise guarantee Our **Abpromise guarantee** covers the use of ab312157 in the following tested applications. The application notes include recommended starting dilutions; optimal dilutions/concentrations should be determined by the end user.

Application	Abreviews	Notes
Target binding affinity		Use at an assay dependent concentration.
Antibody labelling		Use at an assay dependent concentration.

Target


Function Binds ATP, opioids and phosphatidylethanolamine. Has lower affinity for phosphatidylinositol and phosphatidylcholine. Serine protease inhibitor which inhibits thrombin, neuropsin and chymotrypsin but not trypsin, tissue type plasminogen activator and elastase. HCNP may be involved in the function of the presynaptic cholinergic neurons of the central nervous system. HCNP increases the production of choline acetyltransferase but not acetylcholinesterase. Seems to be mediated by a specific receptor.

Sequence similarities Belongs to the phosphatidylethanolamine-binding protein family.


Cellular localization Cytoplasm.

Images


Why choose a recombinant conjugated antibody?



Research with confidence
Consistent and reproducible results



Long-term and scalable supply
Recombinant technology



Guaranteed long-term performance
Quantitative quality control

Alexa Fluor® 555 Anti-RKIP antibody [EPR2875Y]
(ab312157)

Please note: All products are "FOR RESEARCH USE ONLY. NOT FOR USE IN DIAGNOSTIC PROCEDURES"

Our Abpromise to you: Quality guaranteed and expert technical support

- Replacement or refund for products not performing as stated on the datasheet
- Valid for 12 months from date of delivery
- Response to your inquiry within 24 hours

- We provide support in Chinese, English, French, German, Japanese and Spanish
- Extensive multi-media technical resources to help you
- We investigate all quality concerns to ensure our products perform to the highest standards

If the product does not perform as described on this datasheet, we will offer a refund or replacement. For full details of the Abpromise, please visit <https://www.abcam.com/abpromise> or contact our technical team.

Terms and conditions

- Guarantee only valid for products bought direct from Abcam or one of our authorized distributors