


# Alexa Fluor® 647 Anti-Collagen XVII antibody [EPR18614] ab218594

Recombinant RabMAb

2 Images

### Overview

<b>Product name</b>	Alexa Fluor® 647 Anti-Collagen XVII antibody [EPR18614]
<b>Description</b>	Alexa Fluor® 647 Rabbit monoclonal [EPR18614] to Collagen XVII
<b>Host species</b>	Rabbit
<b>Conjugation</b>	Alexa Fluor® 647. Ex: 652nm, Em: 668nm
<b>Tested applications</b>	<b>Suitable for:</b> ICC/IF
<b>Species reactivity</b>	<b>Reacts with:</b> Human <b>Predicted to work with:</b> Mouse, Rat 
<b>Positive control</b>	ICC/IF: A431 cells
<b>General notes</b>	<p>This product is a recombinant monoclonal antibody, which offers several advantages including:</p> <ul style="list-style-type: none"> <li>- High batch-to-batch consistency and reproducibility</li> <li>- Improved sensitivity and specificity</li> <li>- Long-term security of supply</li> <li>- Animal-free production</li> </ul> <p>For more information <a href="#">see here</a>.</p> <p>Our RabMAb® technology is a patented hybridoma-based technology for making rabbit monoclonal antibodies. For details on our patents, please refer to <a href="#">RabMAb® patents</a>.</p> <p>Alexa Fluor® is a registered trademark of Molecular Probes, Inc, a Thermo Fisher Scientific Company. The Alexa Fluor® dye included in this product is provided under an intellectual property license from Life Technologies Corporation. As this product contains the Alexa Fluor® dye, the purchase of this product conveys to the buyer the non-transferable right to use the purchased product and components of the product only in research conducted by the buyer (whether the buyer is an academic or for-profit entity). As this product contains the Alexa Fluor® dye the sale of this product is expressly conditioned on the buyer not using the product or its components, or any materials made using the product or its components, in any activity to generate revenue, which may include, but is not limited to use of the product or its components: (i) in manufacturing; (ii) to provide a service, information, or data in return for payment (iii) for therapeutic, diagnostic or prophylactic purposes; or (iv) for resale, regardless of whether they are sold for use in research. For information on purchasing a license to this product for purposes other than research, contact Life Technologies Corporation, 5781 Van Allen Way, Carlsbad, CA 92008 USA or <a href="mailto:outlicensing@thermofisher.com">outlicensing@thermofisher.com</a>.</p>

## Properties

<b>Form</b>	Liquid
<b>Storage instructions</b>	Shipped at 4°C. Store at +4°C short term (1-2 weeks). Upon delivery aliquot. Store at -20°C. Avoid freeze / thaw cycle. Store In the Dark.
<b>Storage buffer</b>	pH: 7.40 Preservative: 0.02% Sodium azide Constituents: 1% BSA, 30% Glycerol (glycerin, glycerine), PBS
<b>Purity</b>	Protein A purified
<b>Clonality</b>	Monoclonal
<b>Clone number</b>	EPR18614
<b>Isotype</b>	IgG

## Applications

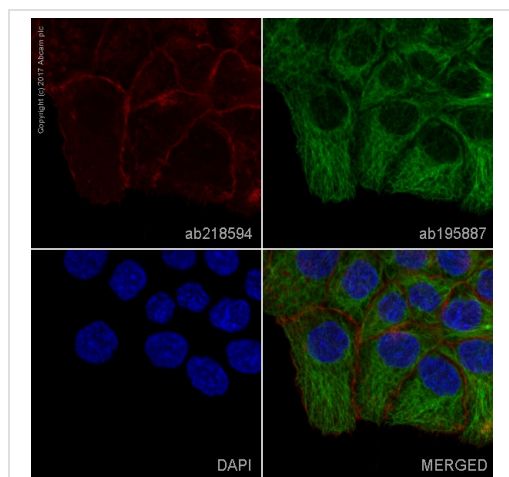
**The Abpromise guarantee** Our **Abpromise guarantee** covers the use of ab218594 in the following tested applications. The application notes include recommended starting dilutions; optimal dilutions/concentrations should be determined by the end user.

Application	Abreviews	Notes
ICC/IF		1/100. This product gave a positive signal in A431 cells fixed with 4% formaldehyde (10 min) and 100% methanol (5 min)

## Target

<b>Relevance</b>	Unlike most collagens, collagen XVII is a transmembrane protein. Collagen XVII is a structural component of hemidesmosomes, multiprotein complexes at the dermal epidermal basement membrane zone that mediate adhesion of keratinocytes to the underlying membrane. Mutations in the gene coding for collagen XVII are associated with both generalized atrophic benign and junctional epidermolysis bullosa. Two homotrimeric forms of type XVII collagen exist. The full length form is the transmembrane protein. A soluble form, referred to as either ectodomain or LAD 1, is generated by proteolytic processing of the full length form. Two transcript variants, one resulting from alternative splicing in the 3' UTR, have been identified for this gene.
<b>Cellular localization</b>	Cell junction, hemidesmosome. Membrane; Single-pass type II membrane protein. Note=Localized along the plasma membrane of the hemidesmosome. 120 kDa linear IgA disease antigen and 97 kDa linear IgA disease antigen: Secreted, extracellular space, extracellular matrix, basement membrane.

## Images



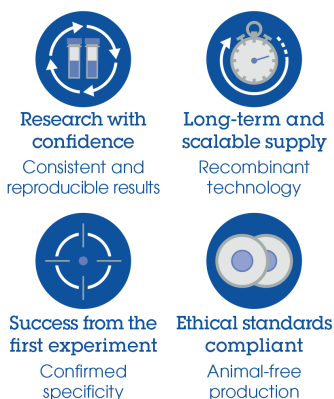
Immunocytochemistry/ Immunofluorescence - Alexa Fluor® 647 Anti-Collagen XVII antibody [EPR18614] (ab218594)

ab218594 staining Collagen XVII in A431 cells. The cells were fixed with 100% methanol (5 min), permeabilized with 0.1% Triton X-100 for 5 minutes and then blocked with 1% BSA/10% normal goat serum/0.3M glycine in 0.1% PBS-Tween for 1h. The cells were then incubated overnight at +4°C with ab218594 at 1/100 dilution (shown in red) and **ab195887**, Mouse monoclonal to alpha Tubulin (Alexa Fluor® 488), at 1/250 dilution (shown in green). Nuclear DNA was labelled with DAPI (shown in blue).

Image was taken with a confocal microscope (Leica-Microsystems, TCS SP8).

This product also gave a positive signal under the same testing conditions in A431 cells fixed with 4% formaldehyde (10 min).

#### Why choose a recombinant antibody?



Alexa Fluor® 647 Anti-Collagen XVII antibody [EPR18614] (ab218594)

**Please note:** All products are "FOR RESEARCH USE ONLY. NOT FOR USE IN DIAGNOSTIC PROCEDURES"

#### Our Abpromise to you: Quality guaranteed and expert technical support

- Replacement or refund for products not performing as stated on the datasheet
- Valid for 12 months from date of delivery
- Response to your inquiry within 24 hours
- We provide support in Chinese, English, French, German, Japanese and Spanish
- Extensive multi-media technical resources to help you
- We investigate all quality concerns to ensure our products perform to the highest standards

If the product does not perform as described on this datasheet, we will offer a refund or replacement. For full details of the Abpromise, please visit <https://www.abcam.com/abpromise> or contact our technical team.

#### **Terms and conditions**

---

- Guarantee only valid for products bought direct from Abcam or one of our authorized distributors