

# Anti-ANKRD23 antibody ab122320

★★★★★ [2 Abreviews](#) [1 References](#) [4 Images](#)

### Overview

<b>Product name</b>	Anti-ANKRD23 antibody
<b>Description</b>	Rabbit polyclonal to ANKRD23
<b>Host species</b>	Rabbit
<b>Tested applications</b>	<b>Suitable for:</b> IHC-P, WB, ICC/IF
<b>Species reactivity</b>	<b>Reacts with:</b> Human
<b>Immunogen</b>	antigen: KRLRHRVPPR KPEPLVKPQS QAQVEPVGLE MFLKAAAENQ EYLIDKYLTD GGDPNAHDKL HRTALHWAC, corresponding to amino acids 84-152 of Human ANKRD23 (Q86SG2). <a href="#">Run BLAST with</a> <a href="#">ExPASy</a> <a href="#">Run BLAST with</a> <a href="#">NCBI</a>
<b>Positive control</b>	ICC: A-431 cells. IHC: human smooth muscle and prostate tissue.
<b>General notes</b>	<p>The Life Science industry has been in the grips of a reproducibility crisis for a number of years. Abcam is leading the way in addressing this with our range of recombinant monoclonal antibodies and knockout edited cell lines for gold-standard validation. Please check that this product meets your needs before purchasing.</p> <p>If you have any questions, special requirements or concerns, please send us an inquiry and/or contact our Support team ahead of purchase. Recommended alternatives for this product can be found below, along with publications, customer reviews and Q&amp;As</p>

### Properties

<b>Form</b>	Liquid
<b>Storage instructions</b>	Shipped at 4°C. Store at +4°C short term (1-2 weeks). Store at -20°C long term.
<b>Storage buffer</b>	pH: 7.20 Preservative: 0.02% Sodium azide Constituents: 59% PBS, 40% Glycerol (glycerin, glycerine)
<b>Purity</b>	Immunogen affinity purified
<b>Clonality</b>	Polyclonal
<b>Isotype</b>	IgG

### Applications

## The Abpromise guarantee

Our **Abpromise guarantee** covers the use of ab122320 in the following tested applications.

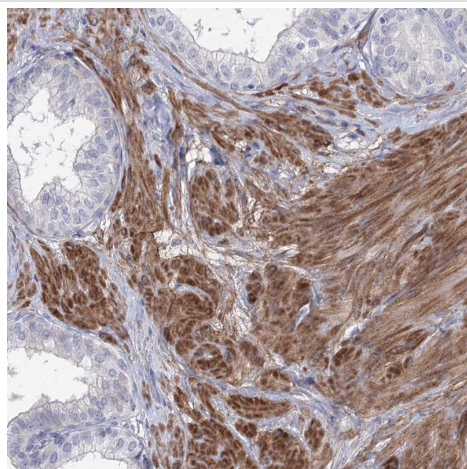
The application notes include recommended starting dilutions; optimal dilutions/concentrations should be determined by the end user.

Application	Abreviews	Notes
IHC-P		1/200 - 1/500. Perform heat mediated antigen retrieval with citrate buffer pH 6 before commencing with IHC staining protocol.
WB		Use a concentration of 0.04 - 0.4 µg/ml.
ICC/IF		Use a concentration of 0.25 - 2 µg/ml.

## Target

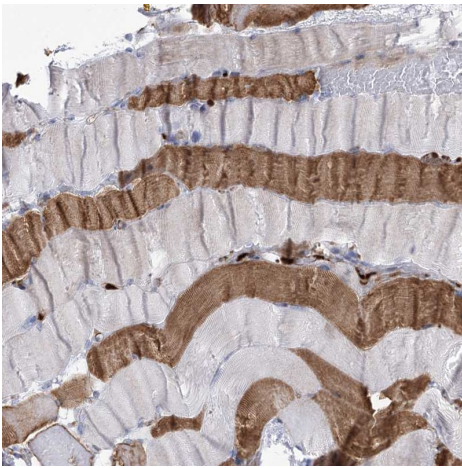
Function	May be involved in the energy metabolism. Could be a molecular link between myofibrillar stretch-induced signaling pathways and muscle gene expression.
Tissue specificity	Mainly expressed in heart, skeletal muscle and brown adipose tissues.
Sequence similarities	Contains 4 ANK repeats.
Cellular localization	Nucleus. Sarcomeric I-band and some intercalated disks.

## Images

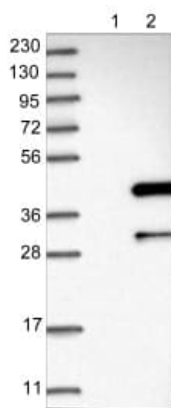


Immunohistochemical staining (Formalin/PFA-fixed paraffin-embedded sections) of human prostate with ab122320 at 1/250 dilution showing strong cytoplasmic positivity in smooth muscle cells

Immunohistochemistry (Formalin/PFA-fixed paraffin-embedded sections) - Anti-ANKRD23 antibody (ab122320)



Immunohistochemistry (Formalin/PFA-fixed paraffin-embedded sections) - Anti-ANKRD23 antibody (ab122320)

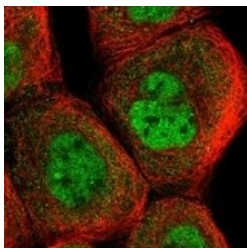


Western blot - Anti-ANKRD23 antibody (ab122320)

**All lanes :** Anti-ANKRD23 antibody (ab122320) at 1/250 dilution

**Lane 1 :** Negative control (vector only transfected HEK293T lysate)

**Lane 2 :** Over-expression Lysate (Co-expressed with a C-terminal myc-DDK tag (~3.1 kDa) in mammalian HEK293T cells)



Immunocytochemistry/ Immunofluorescence - Anti-ANKRD23 antibody (ab122320)

Immunofluorescent staining of human cell line A-431  
(Fixation/Permeabilization: PFA/Triton X-100) with ab122320 at 4ug/ml shows positivity in nucleus but not nucleoli & cytoplasm.

**Please note:** All products are "FOR RESEARCH USE ONLY. NOT FOR USE IN DIAGNOSTIC PROCEDURES"

### **Our Abpromise to you: Quality guaranteed and expert technical support**

---

- Replacement or refund for products not performing as stated on the datasheet
- Valid for 12 months from date of delivery
- Response to your inquiry within 24 hours
  
- We provide support in Chinese, English, French, German, Japanese and Spanish
- Extensive multi-media technical resources to help you
- We investigate all quality concerns to ensure our products perform to the highest standards

If the product does not perform as described on this datasheet, we will offer a refund or replacement. For full details of the Abpromise, please visit <https://www.abcam.com/abpromise> or contact our technical team.

### **Terms and conditions**

---

- Guarantee only valid for products bought direct from Abcam or one of our authorized distributors