




Product datasheet

Anti-AP-B antibody ab220088

3 Images

Overview

Product name	Anti-AP-B antibody
Description	Rabbit polyclonal to AP-B
Host species	Rabbit
Tested applications	Suitable for: WB, IHC-P, ICC/IF
Species reactivity	Reacts with: Human Predicted to work with: Mouse, Rat 
Immunogen	Recombinant fragment corresponding to Human AP-B aa 500-600. Database link: Q9H4A4  Run BLAST with  Run BLAST with
Positive control	Human gallbladder tissue; RT-4 and U-251 MG cell lysates; Human liver and tonsil lysates; U-2 OS cells.
General notes	<p>The Life Science industry has been in the grips of a reproducibility crisis for a number of years. Abcam is leading the way in addressing this with our range of recombinant monoclonal antibodies and knockout edited cell lines for gold-standard validation. Please check that this product meets your needs before purchasing.</p> <p>If you have any questions, special requirements or concerns, please send us an inquiry and/or contact our Support team ahead of purchase. Recommended alternatives for this product can be found below, along with publications, customer reviews and Q&As</p>

Properties

Form	Liquid
Storage instructions	Shipped at 4°C. Store at +4°C short term (1-2 weeks). Upon delivery aliquot. Store at -20°C long term. Avoid freeze / thaw cycle.
Storage buffer	pH: 7.20 Preservative: 0.02% Sodium azide Constituents: 59% PBS, 40% Glycerol (glycerin, glycerine)
Purity	Immunogen affinity purified
Clonality	Polyclonal
Isotype	IgG

Applications

The Abpromise guarantee

Our **Abpromise guarantee** covers the use of ab220088 in the following tested applications.

The application notes include recommended starting dilutions; optimal dilutions/concentrations should be determined by the end user.

Application	Abreviews	Notes
WB		Use a concentration of 0.04 - 0.4 µg/ml. Predicted molecular weight: 73 kDa.
IHC-P		1/500 - 1/1000. Perform heat mediated antigen retrieval with citrate buffer pH 6 before commencing with IHC staining protocol.
ICC/IF		Use a concentration of 0.25 - 2 µg/ml.

Target

Function

Exopeptidase which selectively removes arginine and/or lysine residues from the N-terminus of several peptide substrates including Arg(0)-Leu-enkephalin, Arg(0)-Met-enkephalin and Arg(-1)-Lys(0)-somatostatin-14. Can hydrolyze leukotriene A4 (LTA-4) into leukotriene B4 (LTB-4).

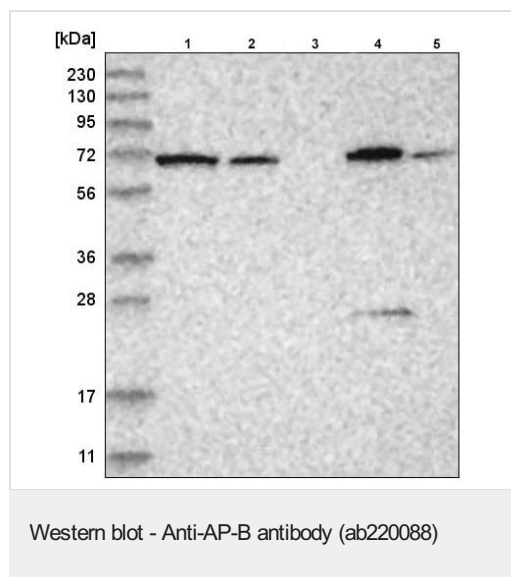
Sequence similarities

Belongs to the peptidase M1 family.

Cellular localization

Secreted.

Images



All lanes : Anti-AP-B antibody (ab220088) at 1/100 dilution

Lane 1 : RT-4 cell lysate

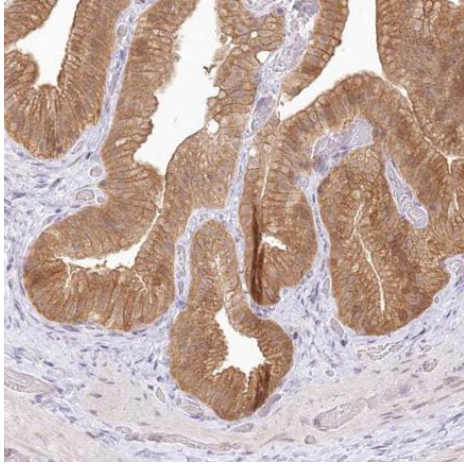
Lane 2 : U-251 MG cell lysate

Lane 3 : Human plasma

Lane 4 : Human liver lysate

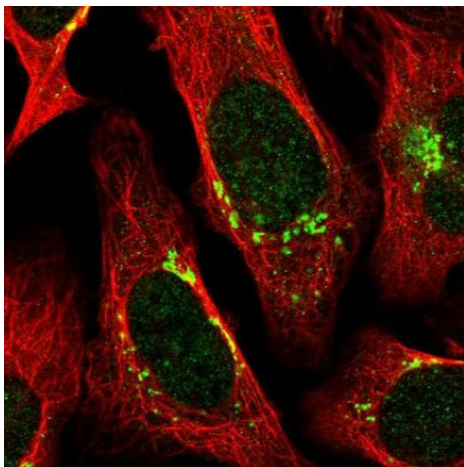
Lane 5 : Human tonsil lysate

Predicted band size: 73 kDa



Immunohistochemical analysis of paraffin-embedded human gallbladder tissue labeling AP-B with ab220088 at 1/500 dilution.

Immunohistochemistry (Formalin/PFA-fixed paraffin-embedded sections) - Anti-AP-B antibody (ab220088)



Immunofluorescent analysis of PFA-fixed, Triton X-100 permeabilized U-2 OS cells labeling AP-B with ab220088 at 4 µg/ml (green).

Immunocytochemistry/ Immunofluorescence - Anti-AP-B antibody (ab220088)

Please note: All products are "FOR RESEARCH USE ONLY. NOT FOR USE IN DIAGNOSTIC PROCEDURES"

Our Abpromise to you: Quality guaranteed and expert technical support

- Replacement or refund for products not performing as stated on the datasheet
- Valid for 12 months from date of delivery
- Response to your inquiry within 24 hours

- We provide support in Chinese, English, French, German, Japanese and Spanish
- Extensive multi-media technical resources to help you
- We investigate all quality concerns to ensure our products perform to the highest standards

If the product does not perform as described on this datasheet, we will offer a refund or replacement. For full details of the Abpromise, please visit <https://www.abcam.com/abpromise> or contact our technical team.

Terms and conditions

- Guarantee only valid for products bought direct from Abcam or one of our authorized distributors