

Product datasheet

AP Anti-Metabotropic Glutamate Receptor 2 + 3 / MGLUR2 + MGLUR3 antibody [EPR8975] α b308675

Recombinant RabMAb

1 Image

Overview

Product name	AP Anti-Metabotropic Glutamate Receptor 2 + 3 / MGLUR2 + MGLUR3 antibody [EPR8975]
Description	Alkaline Phosphatase Rabbit monoclonal [EPR8975] to Metabotropic Glutamate Receptor 2/MGLUR2 + Metabotropic Glutamate Receptor 3/MGLUR3
Host species	Rabbit
Conjugation	Alkaline Phosphatase
Tested applications	Suitable for: Antibody labelling, Target binding affinity
Immunogen	Synthetic peptide. This information is proprietary to Abcam and/or its suppliers.
General notes	<p>This conjugated primary antibody is released using a quantitative quality control method that evaluates binding affinity post-conjugation and efficiency of antibody labeling.</p> <p>For suitable applications and species reactivity, please refer to the unconjugated version of this clone. This conjugated antibody is eligible for Abtrial: learn more here.</p> <p>This product is a recombinant monoclonal antibody, which offers several advantages including:</p> <ul style="list-style-type: none">- High batch-to-batch consistency and reproducibility- Improved sensitivity and specificity- Long-term security of supply- Animal-free production <p>For more information see here.</p> <p>Our RabMAb[®] technology is a patented hybridoma-based technology for making rabbit monoclonal antibodies. For details on our patents, please refer to RabMAb[®] patents.</p>

Properties

Form	Liquid
Storage instructions	Shipped at 4°C. Store at +4°C short term (1-2 weeks). Upon delivery aliquot. Store at -20°C. Avoid freeze / thaw cycle. Store In the Dark.
Storage buffer	pH: 7.40 Preservative: 0.1% Proclin 300 Solution Constituents: 50% Glycerol (glycerin, glycerine), 1% BSA, 0.016% Magnesium chloride, 0.001%

	Zinc chloride
Purity	Protein A purified
Clonality	Monoclonal
Clone number	EPR8975
Isotype	IgG

Applications

The Abpromise guarantee Our **Abpromise guarantee** covers the use of ab308675 in the following tested applications. The application notes include recommended starting dilutions; optimal dilutions/concentrations should be determined by the end user.


Application	Abreviews	Notes
Antibody labelling		Use at an assay dependent concentration.
Target binding affinity		Use at an assay dependent concentration.

Target


Cellular localization Metabotropic Glutamate Receptor 2/MGLUR2: Cell membrane. Metabotropic Glutamate Receptor 3/MGLUR3: Cell membrane.

Images


Why choose a recombinant conjugated antibody?



Research with confidence
Consistent and reproducible results



Long-term and scalable supply
Recombinant technology



Guaranteed long-term performance
Quantitative quality control

AP Anti-Metabotropic Glutamate Receptor 2 + 3 / MGLUR2 + MGLUR3 antibody [EPR8975] (ab308675)

Please note: All products are "FOR RESEARCH USE ONLY. NOT FOR USE IN DIAGNOSTIC PROCEDURES"

Our Abpromise to you: Quality guaranteed and expert technical support

- Replacement or refund for products not performing as stated on the datasheet
- Valid for 12 months from date of delivery
- Response to your inquiry within 24 hours

- We provide support in Chinese, English, French, German, Japanese and Spanish
- Extensive multi-media technical resources to help you
- We investigate all quality concerns to ensure our products perform to the highest standards

If the product does not perform as described on this datasheet, we will offer a refund or replacement. For full details of the Abpromise, please visit <https://www.abcam.com/abpromise> or contact our technical team.

Terms and conditions

- Guarantee only valid for products bought direct from Abcam or one of our authorized distributors