




## Product datasheet

# Anti-Apolipoprotein O antibody ab246865

2 Images

### Overview

<b>Product name</b>	Anti-Apolipoprotein O antibody
<b>Description</b>	Rabbit polyclonal to Apolipoprotein O
<b>Host species</b>	Rabbit
<b>Tested applications</b>	<b>Suitable for:</b> WB, ICC/IF <b>Unsuitable for:</b> IHC-P
<b>Species reactivity</b>	<b>Reacts with:</b> Human <b>Predicted to work with:</b> Cow 
<b>Immunogen</b>	Recombinant fragment corresponding to Human Apolipoprotein O aa 100-200. Database link: <a href="#">Q9BUR5</a>  <a href="#">Run BLAST with</a>  <a href="#">Run BLAST with</a>
<b>Positive control</b>	WB: RT4 and U-251 MG whole cell lysates. ICC/IF: A431 cells.
<b>General notes</b>	<p>The Life Science industry has been in the grips of a reproducibility crisis for a number of years. Abcam is leading the way in addressing this with our range of recombinant monoclonal antibodies and knockout edited cell lines for gold-standard validation. Please check that this product meets your needs before purchasing.</p> <p>If you have any questions, special requirements or concerns, please send us an inquiry and/or contact our Support team ahead of purchase. Recommended alternatives for this product can be found below, along with publications, customer reviews and Q&amp;As</p>

### Properties

<b>Form</b>	Liquid
<b>Storage instructions</b>	Shipped at 4°C. Store at +4°C short term (1-2 weeks). Upon delivery aliquot. Store at -20°C long term. Avoid freeze / thaw cycle.
<b>Storage buffer</b>	pH: 7.20 Preservative: 0.02% Sodium azide Constituents: 40% Glycerol (glycerin, glycerine), PBS
<b>Purity</b>	Immunogen affinity purified
<b>Clonality</b>	Polyclonal
<b>Isotype</b>	IgG

## Applications

### The Abpromise guarantee

Our **Abpromise guarantee** covers the use of ab246865 in the following tested applications.

The application notes include recommended starting dilutions; optimal dilutions/concentrations should be determined by the end user.

Application	Abreviews	Notes
WB		Use a concentration of 0.04 - 0.4 µg/ml. Predicted molecular weight: 22 kDa.
ICC/IF		Use a concentration of 0.25 - 2 µg/ml. Fixation/Permeabilization: PFA/Triton X-100.

### Application notes

Is unsuitable for IHC-P.

## Target

### Function

Promotes cholesterol efflux from macrophage cells. Detected in HDL, LDL and VLDL. Secreted by a microsomal triglyceride transfer protein (MTTP)-dependent mechanism, probably as a VLDL-associated protein that is subsequently transferred to HDL. May be involved in myocardium-protective mechanisms against lipid accumulation.

### Tissue specificity

Expressed in all tissues examined. Up-regulated in diabetic heart.

### Sequence similarities

Belongs to the apolipoprotein O family.

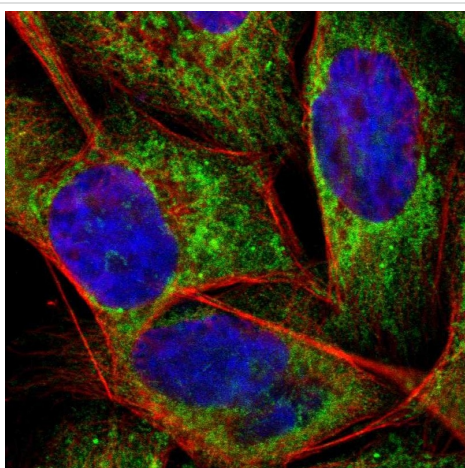
### Post-translational modifications

O-glycosylation; glycosaminoglycan of chondroitin-sulfate type.

### Cellular localization

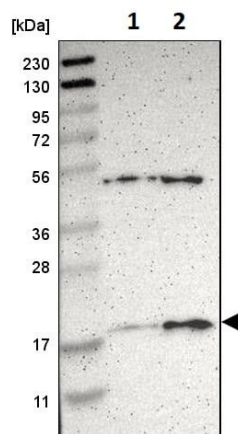
Membrane. Secreted.

## Images



PFA-fixed, Triton X-100 permeabilized A431 (human epidermoid carcinoma cell line) cells stained for Apolipoprotein O (green) using ab246865 at 4µg/ml in ICC/IF.

Immunocytochemistry/ Immunofluorescence - Anti-Apolipoprotein O antibody (ab246865)



Western blot - Anti-Apolipoprotein O antibody  
(ab246865)

**All lanes :** Anti-Apolipoprotein O antibody (ab246865) at 0.4 µg/ml

**Lane 1 :** RT4 (human urinary bladder cancer cell line) whole cell lysate

**Lane 2 :** U-251 MG (human brain glioma cell line) whole cell lysate

**Predicted band size:** 22 kDa

**Please note:** All products are "FOR RESEARCH USE ONLY. NOT FOR USE IN DIAGNOSTIC PROCEDURES"

#### Our Abpromise to you: Quality guaranteed and expert technical support

- Replacement or refund for products not performing as stated on the datasheet
- Valid for 12 months from date of delivery
- Response to your inquiry within 24 hours
- We provide support in Chinese, English, French, German, Japanese and Spanish
- Extensive multi-media technical resources to help you
- We investigate all quality concerns to ensure our products perform to the highest standards

If the product does not perform as described on this datasheet, we will offer a refund or replacement. For full details of the Abpromise, please visit <https://www.abcam.com/abpromise> or contact our technical team.

#### Terms and conditions

- Guarantee only valid for products bought direct from Abcam or one of our authorized distributors