

## Product datasheet

### Anti-Aquaporin 5 antibody ab78486

★★★★★ [6 Abreviews](#) [55 References](#) [3 Images](#)

#### Overview

<b>Product name</b>	Anti-Aquaporin 5 antibody
<b>Description</b>	Rabbit polyclonal to Aquaporin 5
<b>Host species</b>	Rabbit
<b>Tested applications</b>	<b>Suitable for:</b> IHC-P, WB
<b>Species reactivity</b>	<b>Reacts with:</b> Mouse, Rat
<b>Immunogen</b>	A 17 amino acid synthetic peptide corresponding to the carboxy terminus of rat Aquaporin 5
<b>General notes</b>	<p>The Life Science industry has been in the grips of a reproducibility crisis for a number of years. Abcam is leading the way in addressing this with our range of recombinant monoclonal antibodies and knockout edited cell lines for gold-standard validation. Please check that this product meets your needs before purchasing.</p> <p>If you have any questions, special requirements or concerns, please send us an inquiry and/or contact our Support team ahead of purchase. Recommended alternatives for this product can be found below, along with publications, customer reviews and Q&amp;As</p>

#### Properties

<b>Form</b>	Liquid
<b>Storage instructions</b>	Store at +4°C short term (1-2 weeks). Store at -20°C or -80°C. Avoid freeze / thaw cycle.
<b>Storage buffer</b>	Preservative: 0.05% Sodium azide Constituent: PBS
<b>Purity</b>	Immunogen affinity purified
<b>Clonality</b>	Polyclonal
<b>Isotype</b>	IgG

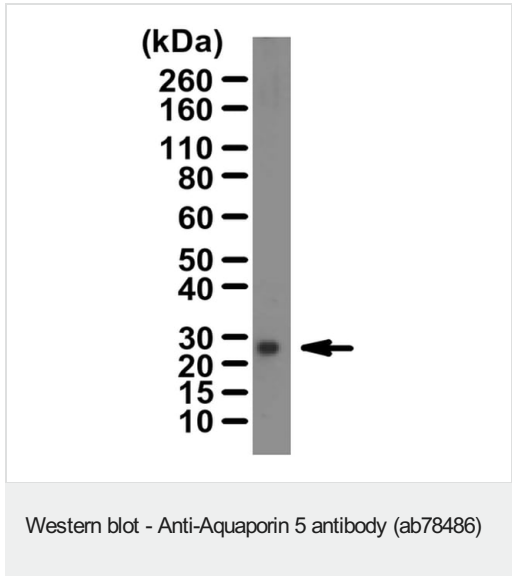
#### Applications

**The Abpromise guarantee** Our **Abpromise guarantee** covers the use of ab78486 in the following tested applications. The application notes include recommended starting dilutions; optimal dilutions/concentrations should be determined by the end user.

Application	Abreviews	Notes
IHC-P	★★★★★ (1)	Use a concentration of 2 - 10 µg/ml.
WB	★★★★★ (1)	Use a concentration of 0.05 - 0.1 µg/ml. Predicted molecular weight: 24 kDa.

<b>Target</b>	
<b>Function</b>	Forms a water-specific channel. Implicated in the generation of saliva, tears, and pulmonary secretions. Required for TRPV4 activation by hypotonicity (PubMed:16571723). Together with TRPV4, controls regulatory volume decrease in salivary epithelial cells (PubMed:16571723).
<b>Involvement in disease</b>	Keratoderma, palmoplantar, Bothnian type
<b>Sequence similarities</b>	Belongs to the MIP/aquaporin (TC 1.A.8) family.
<b>Domain</b>	Aquaporins contain two tandem repeats each containing three membrane-spanning domains and a pore-forming loop with the signature motif Asn-Pro-Ala (NPA).
<b>Cellular localization</b>	Apical cell membrane.

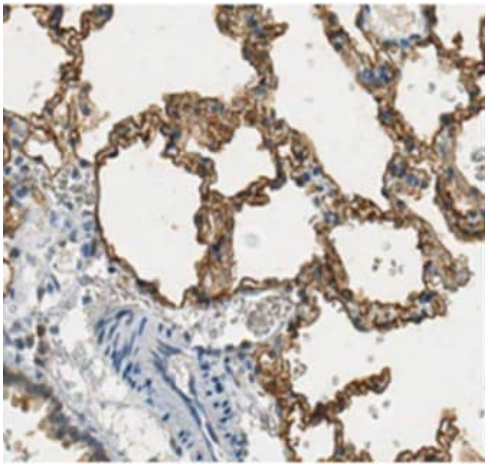
**Images**



Anti-Aquaporin 5 antibody (ab78486) at 0.1 µg/ml + Rat salivary gland tissue lysate

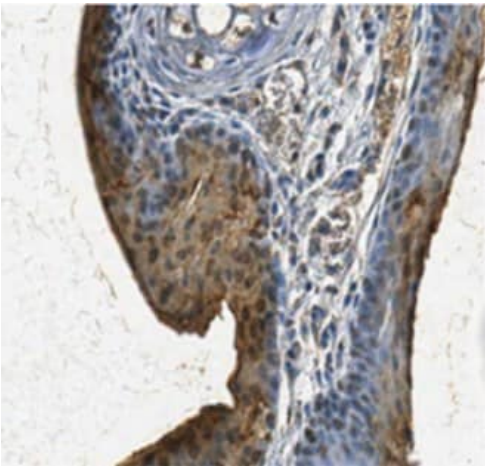
**Secondary**  
Goat Anti-Rabbit IgG secondary antibody conjugated to HRP

**Predicted band size:** 24 kDa



Immunohistochemistry (Formalin/PFA-fixed paraffin-embedded sections) - Anti-Aquaporin 5 antibody (ab78486)

Immunohistochemistry (Formalin/PFA-fixed paraffin-embedded sections) staining Aquaporin 5 with ab78486 (1/2000) in rat lung. An anti-Rabbit secondary antibody and HRP-DAB was used. Tissues were processed using heat-induced epitope retrieval.



Immunohistochemistry (Formalin/PFA-fixed paraffin-embedded sections) - Anti-Aquaporin 5 antibody (ab78486)

Immunohistochemistry (Formalin/PFA-fixed paraffin-embedded sections) staining Aquaporin 5 with ab78486 (1/500) in mouse trachea tissue. An anti-Rabbit secondary antibody and HRP-DAB was used. Tissues were processed using heat-induced epitope retrieval.

**Please note:** All products are "FOR RESEARCH USE ONLY. NOT FOR USE IN DIAGNOSTIC PROCEDURES"

### **Our Abpromise to you: Quality guaranteed and expert technical support**

---

- Replacement or refund for products not performing as stated on the datasheet
- Valid for 12 months from date of delivery
- Response to your inquiry within 24 hours
  
- We provide support in Chinese, English, French, German, Japanese and Spanish
- Extensive multi-media technical resources to help you
- We investigate all quality concerns to ensure our products perform to the highest standards

If the product does not perform as described on this datasheet, we will offer a refund or replacement. For full details of the Abpromise, please visit <https://www.abcam.com/abpromise> or contact our technical team.

### **Terms and conditions**

---

- Guarantee only valid for products bought direct from Abcam or one of our authorized distributors