




Product datasheet

Anti-Calcineurin B/PPP3R1 antibody ab231630

[4 Images](#)

Overview

Product name	Anti-Calcineurin B/PPP3R1 antibody
Description	Rabbit polyclonal to Calcineurin B/PPP3R1
Host species	Rabbit
Tested applications	Suitable for: IHC-P, WB
Species reactivity	Reacts with: Human, Pig Predicted to work with: Mouse, Rat, Cow 
Immunogen	Recombinant full length protein corresponding to Human Calcineurin B/PPP3R1 aa 1 to the C-terminus. (Expressed in E.coli). Database link: P63098 <div>  Run BLAST with  Run BLAST with </div>
Positive control	IHC-P: Human cerebrum tissue. WB: Pig stomach lysate; HeLa and A431 cell lysates; Recombinant human Calcineurin B/PPP3R1 protein.
General notes	<p>The Life Science industry has been in the grips of a reproducibility crisis for a number of years. Abcam is leading the way in addressing this with our range of recombinant monoclonal antibodies and knockout edited cell lines for gold-standard validation. Please check that this product meets your needs before purchasing.</p> <p>If you have any questions, special requirements or concerns, please send us an inquiry and/or contact our Support team ahead of purchase. Recommended alternatives for this product can be found below, along with publications, customer reviews and Q&As</p>

Properties

Form	Liquid
Storage instructions	Shipped at 4°C. Upon delivery aliquot. Store at -20°C long term. Avoid freeze / thaw cycle.
Storage buffer	pH: 7.40 Preservative: 0.02% Sodium azide Constituents: 44.12% PBS, 55.77% Glycerol (glycerin, glycerine)
Purity	Immunogen affinity purified
Purification notes	ab231630 was purified by antigen-specific affinity chromatography followed by Protein A affinity chromatography.
Clonality	Polyclonal

Isotype

IgG

Applications

The Abpromise guarantee

Our **Abpromise guarantee** covers the use of ab231630 in the following tested applications.

The application notes include recommended starting dilutions; optimal dilutions/concentrations should be determined by the end user.

Application	Abreviews	Notes
IHC-P		Use a concentration of 5 - 20 µg/ml.
WB		Use a concentration of 0.5 - 2 µg/ml. Predicted molecular weight: 19 kDa.

Target

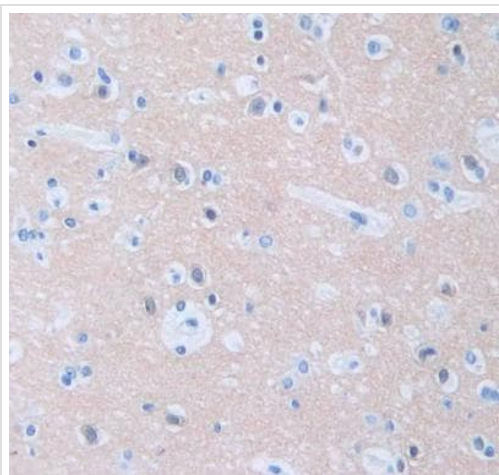
Function

Regulatory subunit of calcineurin, a calcium-dependent, calmodulin stimulated protein phosphatase. Confers calcium sensitivity.

Sequence similarities

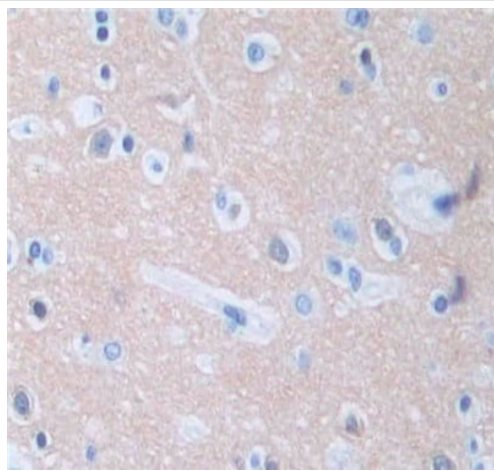
Belongs to the calcineurin regulatory subunit family.
Contains 4 EF-hand domains.

Images




Paraffin-embedded human cerebrum tissue stained for Calcineurin B/PPP3R1 using ab231630 at 20 µg/ml in immunohistochemical analysis. DAB staining.

Immunohistochemistry (Formalin/PFA-fixed paraffin-embedded sections) - Anti-Calcineurin B/PPP3R1 antibody (ab231630)



Paraffin-embedded human cerebrum tissue stained for Calcineurin B/PPP3R1 using ab231630 at 20 µg/ml in immunohistochemical analysis. DAB staining.

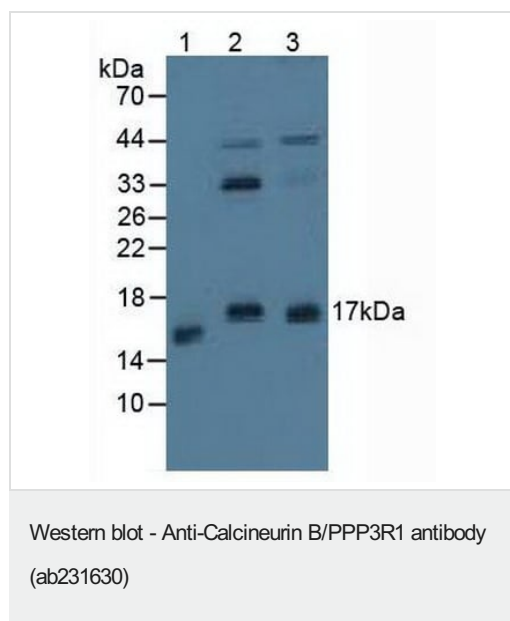
Immunohistochemistry (Formalin/PFA-fixed paraffin-embedded sections) - Anti-Calcineurin B/PPP3R1 antibody (ab231630)



Anti-Calcineurin B/PPP3R1 antibody (ab231630) at 3 µg/ml + Recombinant human Calcineurin B/PPP3R1 protein

Predicted band size: 19 kDa

Western blot - Anti-Calcineurin B/PPP3R1 antibody (ab231630)



All lanes : Anti-Calceineurin B/PPP3R1 antibody (ab231630) at 3 µg/ml

Lane 1 : Pig stomach lysate

Lane 2 : HeLa (human epithelial cell line from cervix adenocarcinoma) cell lysate

Lane 3 : A431 (human epidermoid carcinoma cell line) cell lysate

Secondary

All lanes : HRP-Linked Guinea pig Anti-Rabbit at 1/2000 dilution

Predicted band size: 19 kDa

Please note: All products are "FOR RESEARCH USE ONLY. NOT FOR USE IN DIAGNOSTIC PROCEDURES"

Our Abpromise to you: Quality guaranteed and expert technical support

- Replacement or refund for products not performing as stated on the datasheet
- Valid for 12 months from date of delivery
- Response to your inquiry within 24 hours
- We provide support in Chinese, English, French, German, Japanese and Spanish
- Extensive multi-media technical resources to help you
- We investigate all quality concerns to ensure our products perform to the highest standards

If the product does not perform as described on this datasheet, we will offer a refund or replacement. For full details of the Abpromise, please visit <https://www.abcam.com/abpromise> or contact our technical team.

Terms and conditions

- Guarantee only valid for products bought direct from Abcam or one of our authorized distributors