




## Product datasheet

# Anti-Calretinin antibody [1F5H1] ab204990

★★★★★ [1 Abreviews](#) [4 Images](#)

### Overview

---

<b>Product name</b>	Anti-Calretinin antibody [1F5H1]
<b>Description</b>	Mouse monoclonal [1F5H1] to Calretinin
<b>Host species</b>	Mouse
<b>Tested applications</b>	<b>Suitable for:</b> Flow Cyt, IHC-P, WB
<b>Species reactivity</b>	<b>Reacts with:</b> Human <b>Predicted to work with:</b> Mouse, Rat, Chicken, Cow 
<b>Immunogen</b>	Recombinant full length protein corresponding to Human Calretinin aa 1 to the C-terminus. (Purified from E.coli). Database link: <a href="#">P22676</a>  <a href="#">Run BLAST with</a>  <a href="#">Run BLAST with</a>
<b>Positive control</b>	Human Calretinin (aa1-271) recombinant protein; Calretinin (aa1-271)-hlgGfC transfected HEK293 cell lysate; A549 cells; Human brain tissue.
<b>General notes</b>	<p>The Life Science industry has been in the grips of a reproducibility crisis for a number of years. Abcam is leading the way in addressing this with our range of recombinant monoclonal antibodies and knockout edited cell lines for gold-standard validation. Please check that this product meets your needs before purchasing.</p> <p>If you have any questions, special requirements or concerns, please send us an inquiry and/or contact our Support team ahead of purchase. Recommended alternatives for this product can be found below, along with publications, customer reviews and Q&amp;As</p>

### Properties

---

<b>Form</b>	Liquid
<b>Storage instructions</b>	Shipped at 4°C. Store at +4°C short term (1-2 weeks). Upon delivery aliquot. Store at -20°C long term. Avoid freeze / thaw cycle.
<b>Storage buffer</b>	Preservative: 0.05% Sodium azide Constituent: 99% PBS
<b>Purity</b>	Protein G purified
<b>Purification notes</b>	Purified from tissue culture supernatant.
<b>Clonality</b>	Monoclonal

Clone number 1F5H1  
Isotype IgG1

## Applications

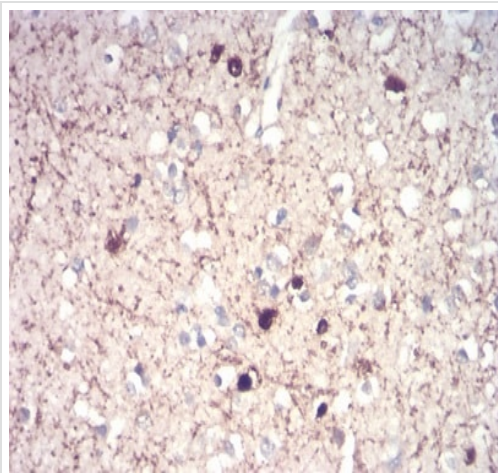
**The Abpromise guarantee** Our **Abpromise guarantee** covers the use of ab204990 in the following tested applications. The application notes include recommended starting dilutions; optimal dilutions/concentrations should be determined by the end user.

Application	Abreviews	Notes
Flow Cyt		1/200 - 1/400.
IHC-P		1/200 - 1/1000.
WB		1/500 - 1/2000. Predicted molecular weight: 31 kDa.

## Target

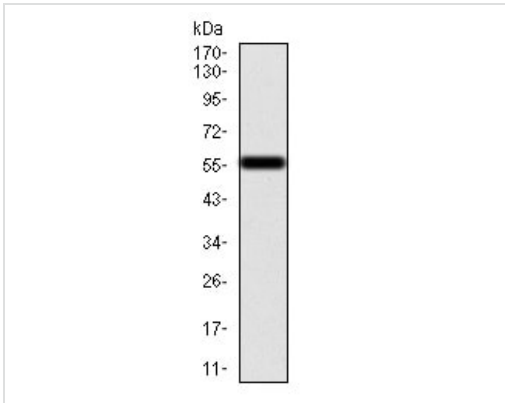
**Function** Calretinin is a calcium-binding protein which is abundant in auditory neurons.  
**Tissue specificity** Brain.  
**Sequence similarities** Belongs to the calbindin family.  
Contains 6 EF-hand domains.

## Images



Immunohistochemical analysis of paraffin-embedded Human brain tissue labeling Calretinin with ab204990 at 1/200 dilution with DAB staining.

Immunohistochemistry (Formalin/PFA-fixed paraffin-embedded sections) - Anti-Calretinin antibody [1F5H1] (ab204990)

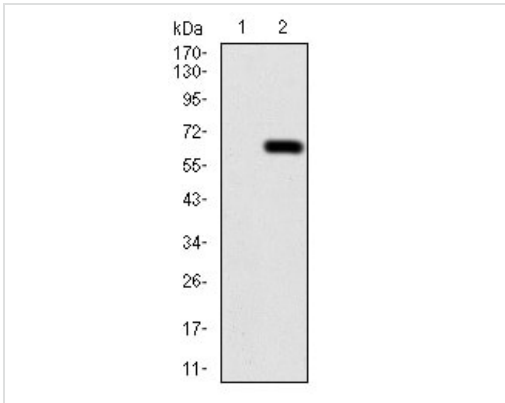


Western blot - Anti-Calretinin antibody [1F5H1] (ab204990)

Anti-Calretinin antibody [1F5H1] (ab204990) at 1/500 dilution + Human Calretinin (aa1-271) recombinant protein

**Predicted band size:** 31 kDa

Expected MWt is 57.5 kDa.



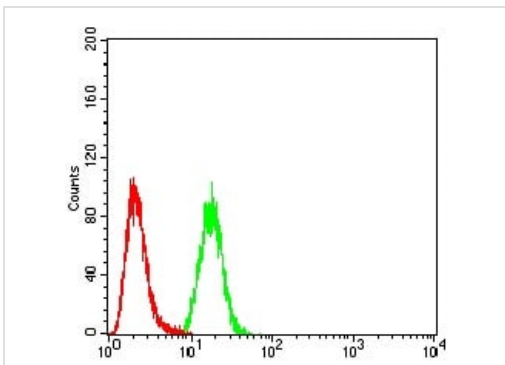
Western blot - Anti-Calretinin antibody [1F5H1] (ab204990)

**All lanes :** Anti-Calretinin antibody [1F5H1] (ab204990) at 1/500 dilution

**Lane 1 :** HEK293 cell lysate

**Lane 2 :** Calretinin (aa1-271)-hlgGfc transfected HEK293 cell lysate

**Predicted band size:** 31 kDa



Flow Cytometry - Anti-Calretinin antibody [1F5H1] (ab204990)

Flow cytometric analysis of A549 cells labeling Calretinin with ab204990 at 1/200 dilution (green), compared to a negative control (red).

**Please note:** All products are "FOR RESEARCH USE ONLY. NOT FOR USE IN DIAGNOSTIC PROCEDURES"

## **Our Abpromise to you: Quality guaranteed and expert technical support**

---

- Replacement or refund for products not performing as stated on the datasheet
- Valid for 12 months from date of delivery
- Response to your inquiry within 24 hours
  
- We provide support in Chinese, English, French, German, Japanese and Spanish
- Extensive multi-media technical resources to help you
- We investigate all quality concerns to ensure our products perform to the highest standards

If the product does not perform as described on this datasheet, we will offer a refund or replacement. For full details of the Abpromise, please visit <https://www.abcam.com/abpromise> or contact our technical team.

## **Terms and conditions**

---

- Guarantee only valid for products bought direct from Abcam or one of our authorized distributors