


## Product datasheet

# Anti-CaMKII antibody ab216503

2 Images

### Overview

---

<b>Product name</b>	Anti-CaMKII antibody
<b>Description</b>	Rabbit polyclonal to CaMKII
<b>Host species</b>	Rabbit
<b>Specificity</b>	The peptide immunogen is highly conserved between CaMKII alpha, beta, gamma, and delta.
<b>Tested applications</b>	<b>Suitable for:</b> IHC-P
<b>Species reactivity</b>	<b>Reacts with:</b> Mouse, Rat <b>Predicted to work with:</b> Human 
<b>Immunogen</b>	Synthetic peptide within Human CaMKII aa 129-176 conjugated to keyhole limpet haemocyanin. The exact sequence is proprietary. Database link: <a href="#">Q9UQM7</a>
<b>General notes</b>	<p>The Life Science industry has been in the grips of a reproducibility crisis for a number of years. Abcam is leading the way in addressing this with our range of recombinant monoclonal antibodies and knockout edited cell lines for gold-standard validation. Please check that this product meets your needs before purchasing.</p> <p>If you have any questions, special requirements or concerns, please send us an inquiry and/or contact our Support team ahead of purchase. Recommended alternatives for this product can be found below, along with publications, customer reviews and Q&amp;As</p>

### Properties

---

<b>Form</b>	Liquid
<b>Storage instructions</b>	Shipped at 4°C. Store at +4°C short term (1-2 weeks). Upon delivery aliquot. Store at -20°C long term. Avoid freeze / thaw cycle.
<b>Storage buffer</b>	pH: 7.40 Preservative: 0.02% Proclin 300 Constituents: 50% Glycerol (glycerin, glycerine), 1% BSA, 48.98% TBS, 1X
<b>Purity</b>	Protein A purified
<b>Clonality</b>	Polyclonal
<b>Isotype</b>	IgG

## Applications

**The Abpromise guarantee** Our **Abpromise guarantee** covers the use of ab216503 in the following tested applications. The application notes include recommended starting dilutions; optimal dilutions/concentrations should be determined by the end user.

Application	Abreviews	Notes
IHC-P		1/100 - 1/500.

## Target

### Function

CaM-kinase II (CAMK2) is a prominent kinase in the central nervous system that may function in long-term potentiation and neurotransmitter release. Member of the NMDAR signaling complex in excitatory synapses it may regulate NMDAR-dependent potentiation of the AMPAR and synaptic plasticity.

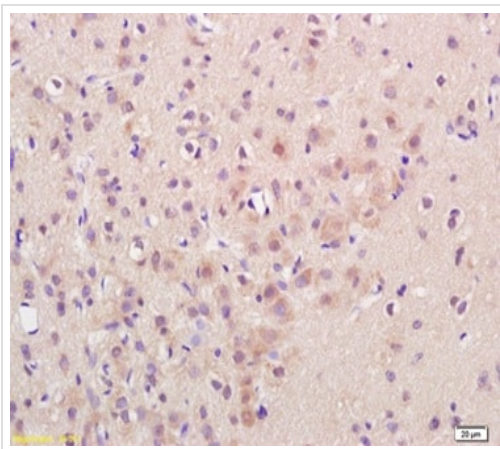
### Sequence similarities

Belongs to the protein kinase superfamily. CAMK Ser/Thr protein kinase family. CaMK subfamily. Contains 1 protein kinase domain.

### Cellular localization

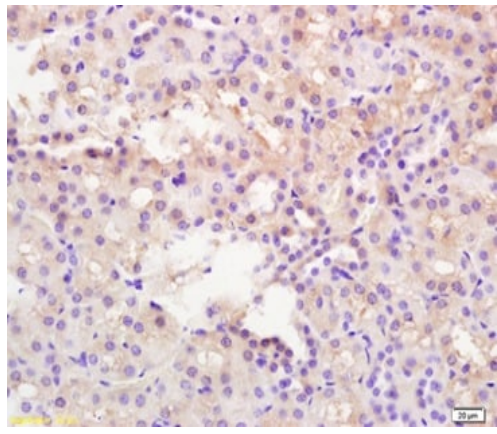
Cell junction > synapse > presynaptic cell membrane. Cell junction > synapse. Postsynaptic lipid rafts.

## Images



Immunohistochemical analysis of formalin-fixed and paraffin embedded rat brain tissue labeling CamK2 alpha using ab216503 at 1/200, followed by secondary detection and DAB staining.

Immunohistochemistry (Formalin/PFA-fixed paraffin-embedded sections) - Anti-CaMKII antibody (ab216503)



Immunohistochemical analysis of formalin-fixed and paraffin embedded mouse kidney tissue labeling CamK2 alpha using ab216503 at 1/200, followed by secondary detection and DAB staining.

Immunohistochemistry (Formalin/PFA-fixed paraffin-embedded sections) - Anti-CaMKII antibody (ab216503)

**Please note:** All products are "FOR RESEARCH USE ONLY. NOT FOR USE IN DIAGNOSTIC PROCEDURES"

### **Our Abpromise to you: Quality guaranteed and expert technical support**

---

- Replacement or refund for products not performing as stated on the datasheet
- Valid for 12 months from date of delivery
- Response to your inquiry within 24 hours
- We provide support in Chinese, English, French, German, Japanese and Spanish
- Extensive multi-media technical resources to help you
- We investigate all quality concerns to ensure our products perform to the highest standards

If the product does not perform as described on this datasheet, we will offer a refund or replacement. For full details of the Abpromise, please visit <https://www.abcam.com/abpromise> or contact our technical team.

### **Terms and conditions**

---

- Guarantee only valid for products bought direct from Abcam or one of our authorized distributors