



Product datasheet

Anti-CD18 antibody [2E6] ab119347

[4 References](#) [1 Image](#)

Overview

Product name	Anti-CD18 antibody [2E6]
Description	Hamster monoclonal [2E6] to CD18
Host species	Hamster
Tested applications	Suitable for: Flow Cyt
Species reactivity	Reacts with: Mouse
Immunogen	Full length protein corresponding to Human CD18 aa 1-100. Native protein  Run BLAST with ExPASy  Run BLAST with NCBI
Positive control	Flow Cyt: Recombinant Human CD18 protein (ab114283) can be used as a positive control in WB.
General notes	<p>The Life Science industry has been in the grips of a reproducibility crisis for a number of years. Abcam is leading the way in addressing this with our range of recombinant monoclonal antibodies and knockout edited cell lines for gold-standard validation. Please check that this product meets your needs before purchasing.</p> <p>If you have any questions, special requirements or concerns, please send us an inquiry and/or contact our Support team ahead of purchase. Recommended alternatives for this product can be found below, along with publications, customer reviews and Q&As</p>

Properties

Form	Liquid
Storage instructions	Shipped at 4°C. Store at -20°C.
Storage buffer	Constituent: 99% PBS
Purity	Protein A purified
Clonality	Monoclonal
Clone number	2E6
Isotype	IgG

Applications

The **Abpromise guarantee** Our **Abpromise guarantee** covers the use of ab119347 in the following tested applications.

The application notes include recommended starting dilutions; optimal dilutions/concentrations should be determined by the end user.

Application	Abreviews	Notes
Flow Cyt		Use at an assay dependent concentration. ab18474 - Armenian Hamster monoclonal IgG, is suitable for use as an isotype control with this antibody.

Target

Function

Integrin alpha-L/beta-2 is a receptor for ICAM1, ICAM2, ICAM3 and ICAM4. Integrins alpha-M/beta-2 and alpha-X/beta-2 are receptors for the iC3b fragment of the third complement component and for fibrinogen. Integrin alpha-X/beta-2 recognizes the sequence G-P-R in fibrinogen alpha-chain. Integrin alpha-M/beta-2 recognizes P1 and P2 peptides of fibrinogen gamma chain. Integrin alpha-M/beta-2 is also a receptor for factor X. Integrin alpha-D/beta-2 is a receptor for ICAM3 and VCAM1.

Involvement in disease

Defects in ITGB2 are the cause of leukocyte adhesion deficiency type 1 (LAD1) [MIM:116920]. LAD1 patients have recurrent bacterial infections and their leukocytes are deficient in a wide range of adhesion-dependent functions.

Sequence similarities

Belongs to the integrin beta chain family.
Contains 1 VWFA domain.

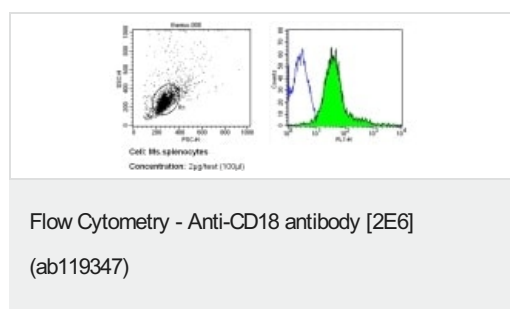
Post-translational modifications

Both Ser-745 and Ser-756 become phosphorylated when T-cells are exposed to phorbol esters. Phosphorylation on Thr-758 (but not on Ser-756) allows interaction with 14-3-3 proteins.

Cellular localization

Membrane.

Images



Flow cytometry analysis of CD18 in mouse splenocytes (green) compared to an isotype control (blue). Human blood was collected, combined with a hydrophilic polysaccharide, centrifuged, transferred to a conical tube and washed with PBS. 50 ul of cell solution was added to each tube at a dilution of 2×10^7 cells/ml, followed by the addition of 50 ul of isotype control and primary antibody (ab119347) at a dilution of 2 ug/test. Cells were incubated for 30 min at 4°C and washed with a cell buffer, followed by incubation with a DyLight 488-conjugated secondary antibody for 30 min at 4°C in the dark. FACS analysis was performed using 400 ul of cell buffer.

Please note: All products are "FOR RESEARCH USE ONLY. NOT FOR USE IN DIAGNOSTIC PROCEDURES"

Our Abpromise to you: Quality guaranteed and expert technical support

- Replacement or refund for products not performing as stated on the datasheet

- Valid for 12 months from date of delivery
- Response to your inquiry within 24 hours
- We provide support in Chinese, English, French, German, Japanese and Spanish
- Extensive multi-media technical resources to help you
- We investigate all quality concerns to ensure our products perform to the highest standards

If the product does not perform as described on this datasheet, we will offer a refund or replacement. For full details of the Abpromise, please visit <https://www.abcam.com/abpromise> or contact our technical team.

Terms and conditions

- Guarantee only valid for products bought direct from Abcam or one of our authorized distributors