


Product datasheet

Anti-CD28 antibody ab245327

[2 Images](#)

Overview

Product name	Anti-CD28 antibody
Description	Rabbit polyclonal to CD28
Host species	Rabbit
Tested applications	Suitable for: WB, IP
Species reactivity	Reacts with: Human Predicted to work with: Mouse, Rat, Rabbit, Cow 
Immunogen	Synthetic peptide within Human CD28 aa 1-50. The exact sequence is proprietary. NP_006130.1 Database link: P10747
Positive control	WB: HeLa, HEK-293T and Jurkat whole cell lysate. IP: Jurkat whole cell lysate.
General notes	<p>The Life Science industry has been in the grips of a reproducibility crisis for a number of years. Abcam is leading the way in addressing this with our range of recombinant monoclonal antibodies and knockout edited cell lines for gold-standard validation. Please check that this product meets your needs before purchasing.</p> <p>If you have any questions, special requirements or concerns, please send us an inquiry and/or contact our Support team ahead of purchase. Recommended alternatives for this product can be found below, along with publications, customer reviews and Q&As</p>

Properties

Form	Liquid
Storage instructions	Shipped at 4°C. Store at +4°C short term (1-2 weeks). Upon delivery aliquot. Store at -20°C long term. Avoid freeze / thaw cycle.
Storage buffer	pH: 7 Preservative: 0.09% Sodium azide Constituent: Tris citrate/phosphate pH 7 to 8
Purity	Immunogen affinity purified
Purification notes	ab245327 was affinity purified using an epitope specific to CD28 immobilized on solid support.
Clonality	Polyclonal

Isotype

IgG

Applications

The Abpromise guarantee

Our **Abpromise guarantee** covers the use of ab245327 in the following tested applications.

The application notes include recommended starting dilutions; optimal dilutions/concentrations should be determined by the end user.

Application	Abreviews	Notes
WB		1/1000 - 1/5000. Predicted molecular weight: 25 kDa.
IP		Use at 2-10 µg/mg of lysate.

Target

Function

Involved in T-cell activation, the induction of cell proliferation and cytokine production and promotion of T-cell survival.

Tissue specificity

Expressed in T-cells and plasma cells, but not in less mature B-cells.

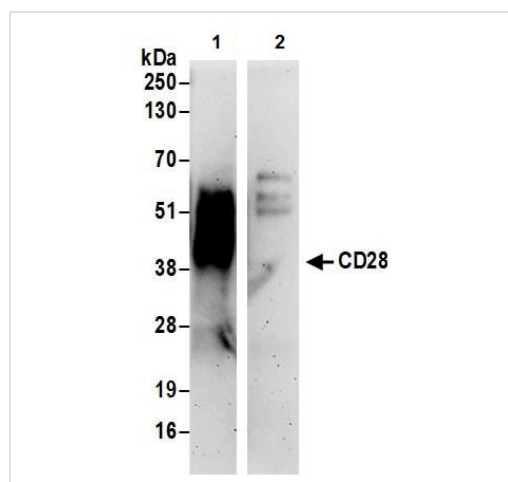
Sequence similarities

Contains 1 Ig-like V-type (immunoglobulin-like) domain.

Cellular localization

Membrane.

Images



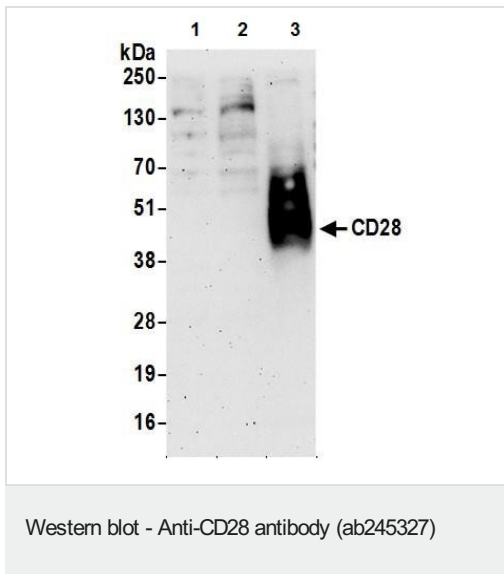
Immunoprecipitation - Anti-CD28 antibody
(ab245327)

CD28 was immunoprecipitated from 1 mg Jurkat (human T cell leukemia cell line from peripheral blood) whole cell lysate using ab245327 at 6 µg per reaction. Western blot was performed on the immunoprecipitate using ab245327 at 1 µg/ml.

Lane 1: ab245327 IP in Jurkat whole cell lysate.

Lane 2: Control IgG IP in Jurkat whole cell lysate.

Detection: Chemiluminescence with an exposure time of 3 minutes.



All lanes : Anti-CD28 antibody (ab245327) at 0.4 µg/ml

Lane 1 : HeLa (human epithelial cell line from cervix adenocarcinoma) whole cell lysate

Lane 2 : HEK-293T (human epithelial cell line from embryonic kidney transformed with large T antigen) whole cell lysate

Lane 3 : Jurkat (human T cell leukemia cell line from peripheral blood) whole cell lysate

Lysates/proteins at 50 µg per lane.

Developed using the ECL technique.

Predicted band size: 25 kDa

Exposure time: 3 minutes

Please note: All products are "FOR RESEARCH USE ONLY. NOT FOR USE IN DIAGNOSTIC PROCEDURES"

Our Abpromise to you: Quality guaranteed and expert technical support

- Replacement or refund for products not performing as stated on the datasheet
- Valid for 12 months from date of delivery
- Response to your inquiry within 24 hours
- We provide support in Chinese, English, French, German, Japanese and Spanish
- Extensive multi-media technical resources to help you
- We investigate all quality concerns to ensure our products perform to the highest standards

If the product does not perform as described on this datasheet, we will offer a refund or replacement. For full details of the Abpromise, please visit <https://www.abcam.com/abpromise> or contact our technical team.

Terms and conditions

- Guarantee only valid for products bought direct from Abcam or one of our authorized distributors