

## Product datasheet

# Anti-CD43 antibody [SPN/839] - BSA and Azide free ab212850

[3 Images](#)

### Overview

<b>Product name</b>	Anti-CD43 antibody [SPN/839] - BSA and Azide free
<b>Description</b>	Mouse monoclonal [SPN/839] to CD43 - BSA and Azide free
<b>Host species</b>	Mouse
<b>Tested applications</b>	<b>Suitable for:</b> WB, IHC-P, ICC
<b>Species reactivity</b>	<b>Reacts with:</b> Human
<b>Immunogen</b>	Recombinant full length protein corresponding to Human CD43 aa 1 to the C-terminus. Database link: <a href="#">P16150</a>
	<a href="#">Run BLAST with</a> <a href="#">Run BLAST with</a>
<b>Positive control</b>	Paracortex in a tonsil or a reactive lymph node; human spleen tissue; human spleen lysate. ICC: K562 cells
<b>General notes</b>	<p>The Life Science industry has been in the grips of a reproducibility crisis for a number of years. Abcam is leading the way in addressing this with our range of recombinant monoclonal antibodies and knockout edited cell lines for gold-standard validation. Please check that this product meets your needs before purchasing.</p> <p>If you have any questions, special requirements or concerns, please send us an inquiry and/or contact our Support team ahead of purchase. Recommended alternatives for this product can be found below, along with publications, customer reviews and Q&amp;As</p>

### Properties

<b>Form</b>	Liquid
<b>Storage instructions</b>	Shipped at 4°C. Store at +4°C short term (1-2 weeks). Upon delivery aliquot. Store at -20°C long term. Avoid freeze / thaw cycle.
<b>Storage buffer</b>	pH: 7.2 Constituent: 100% PBS
<b>Carrier free</b>	Yes
<b>Purity</b>	Protein G purified
<b>Clonality</b>	Monoclonal
<b>Clone number</b>	SPN/839

<b>Isotype</b>	IgG1
<b>Light chain type</b>	kappa

## Applications

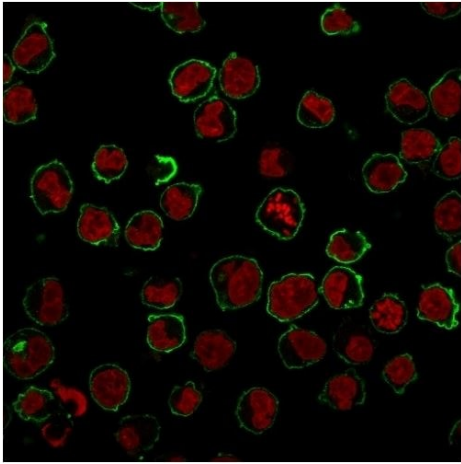
**The Abpromise guarantee** Our **Abpromise guarantee** covers the use of ab212850 in the following tested applications. The application notes include recommended starting dilutions; optimal dilutions/concentrations should be determined by the end user.

Application	Abreviews	Notes
<b>WB</b>		Use a concentration of 0.5 - 1 µg/ml. Predicted molecular weight: 40 kDa.
<b>IHC-P</b>		Use a concentration of 0.5 - 1 µg/ml. Perform heat mediated antigen retrieval with citrate buffer pH 6 before commencing with IHC staining protocol. (for 30 minutes at RT)
<b>ICC</b>		Use a concentration of 1 - 2 µg/ml.

## Target

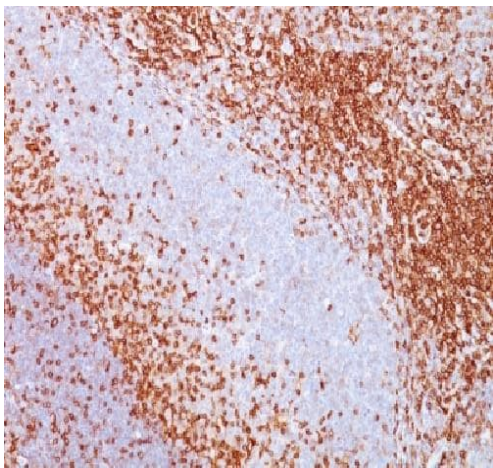
<b>Function</b>	One of the major glycoproteins of thymocytes and T lymphocytes. Plays a role in the physicochemical properties of the T-cell surface and in lectin binding. Presents carbohydrate ligands to selectins. Has an extended rodlike structure that could protrude above the glycocalyx of the cell and allow multiple glycan chains to be accessible for binding. Is a counter receptor for SN/Siglec-1 (By similarity). During T-cell activation is actively removed from the T-cell-APC (antigen-presenting cell) contact site thus suggesting a negative regulatory role in adaptive immune response.
<b>Tissue specificity</b>	Cell surface of thymocytes, T-lymphocytes, neutrophils, plasma cells and myelomas.
<b>Post-translational modifications</b>	Glycosylated; has a high content of sialic acid and O-linked carbohydrate structures.
<b>Cellular localization</b>	Membrane.

## Images



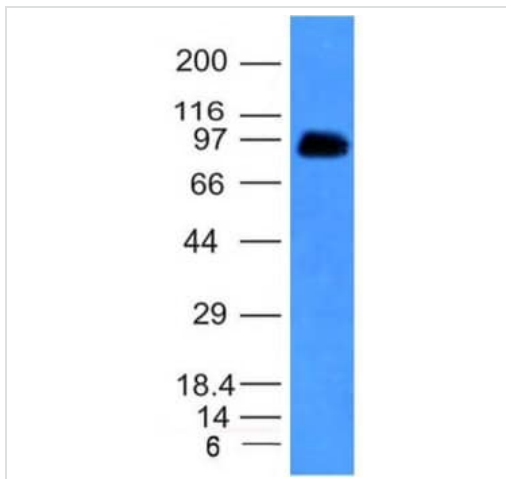
Immunofluorescence Analysis of K562 cells labeling CD43 with ab212850 followed by Goat anti-Mouse IgG-CF488 (Green). The nuclear counterstain is NucSpot Live 650.

Immunocytochemistry - Anti-CD43 antibody  
[SPN/839] - BSA and Azide free (ab212850)



Immunohistochemical analysis of formalin-fixed, paraffin-embedded human spleen tissue labeling CD43 with ab212850 at 1µg/mL.

Immunohistochemistry (Formalin/PFA-fixed paraffin-embedded sections) - Anti-CD43 antibody  
[SPN/839] - BSA and Azide free (ab212850)



Western blot - Anti-CD43 antibody [SPN/839] - BSA and Azide free (ab212850)

Anti-CD43 antibody [SPN/839] - BSA and Azide free (ab212850)  
at 1  $\mu$ g/ml + Human spleen tissue lysate

**Predicted band size:** 40 kDa

**Please note:** All products are "FOR RESEARCH USE ONLY. NOT FOR USE IN DIAGNOSTIC PROCEDURES"

### Our Abpromise to you: Quality guaranteed and expert technical support

---

- Replacement or refund for products not performing as stated on the datasheet
- Valid for 12 months from date of delivery
- Response to your inquiry within 24 hours
- We provide support in Chinese, English, French, German, Japanese and Spanish
- Extensive multi-media technical resources to help you
- We investigate all quality concerns to ensure our products perform to the highest standards

If the product does not perform as described on this datasheet, we will offer a refund or replacement. For full details of the Abpromise, please visit <https://www.abcam.com/abpromise> or contact our technical team.

### Terms and conditions

---

- Guarantee only valid for products bought direct from Abcam or one of our authorized distributors