

## Product datasheet

### Anti-CD64 antibody ab196571

4 Images

#### Overview

<b>Product name</b>	Anti-CD64 antibody
<b>Description</b>	Rabbit polyclonal to CD64
<b>Host species</b>	Rabbit
<b>Tested applications</b>	<b>Suitable for:</b> IHC-P, ICC/IF
<b>Species reactivity</b>	<b>Reacts with:</b> Human
<b>Immunogen</b>	Recombinant fragment corresponding to Human CD64 aa 250-350 (internal sequence). Database link: <a href="#">P12314</a>
	<a href="#">Run BLAST with</a> <a href="#">Run BLAST with</a>
<b>Positive control</b>	Extracts of U937, HL60 and THP1 cell lines; Human rectal cancer, esophagus and stomach cancer tissues; MCF7 cell.
<b>General notes</b>	<p>The Life Science industry has been in the grips of a reproducibility crisis for a number of years. Abcam is leading the way in addressing this with our range of recombinant monoclonal antibodies and knockout edited cell lines for gold-standard validation. Please check that this product meets your needs before purchasing.</p> <p>If you have any questions, special requirements or concerns, please send us an inquiry and/or contact our Support team ahead of purchase. Recommended alternatives for this product can be found below, along with publications, customer reviews and Q&amp;As</p>

#### Properties

<b>Form</b>	Liquid
<b>Storage instructions</b>	Shipped at 4°C. Store at +4°C short term (1-2 weeks). Upon delivery aliquot. Store at -20°C long term. Avoid freeze / thaw cycle.
<b>Storage buffer</b>	pH: 7.40 Preservative: 0.02% Sodium azide Constituents: 49% PBS, 50% Glycerol (glycerin, glycerine), 0.87% Sodium chloride
	PBS is without Mg <sup>2+</sup> and Ca <sup>2+</sup> .
<b>Purity</b>	Immunogen affinity purified
<b>Clonality</b>	Polyclonal
<b>Isotype</b>	IgG

## Applications

### The Abpromise guarantee

Our **Abpromise guarantee** covers the use of ab196571 in the following tested applications.

The application notes include recommended starting dilutions; optimal dilutions/concentrations should be determined by the end user.

Application	Abreviews	Notes
IHC-P		1/50 - 1/200.
ICC/IF		1/50 - 1/200.

## Target

### Function

High affinity receptor for the Fc region of immunoglobulins gamma. Functions in both innate and adaptive immune responses.

### Tissue specificity

Monocyte/macrophage specific.

### Sequence similarities

Belongs to the immunoglobulin superfamily. FCGR1 family. Contains 3 Ig-like C2-type (immunoglobulin-like) domains.

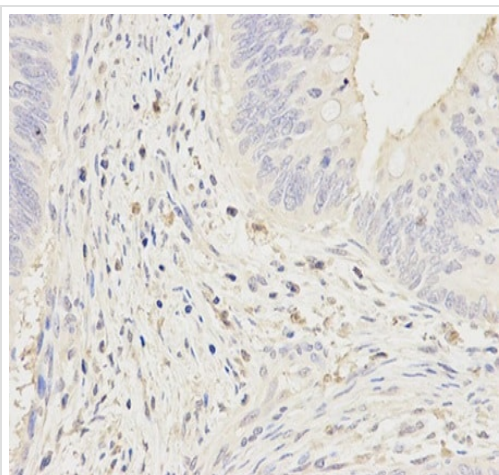
### Post-translational modifications

Phosphorylated on serine residues.

### Cellular localization

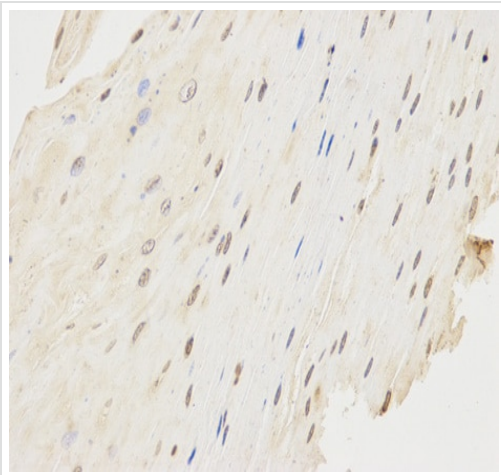
Cell membrane. Stabilized at the cell membrane through interaction with FCER1G.

## Images



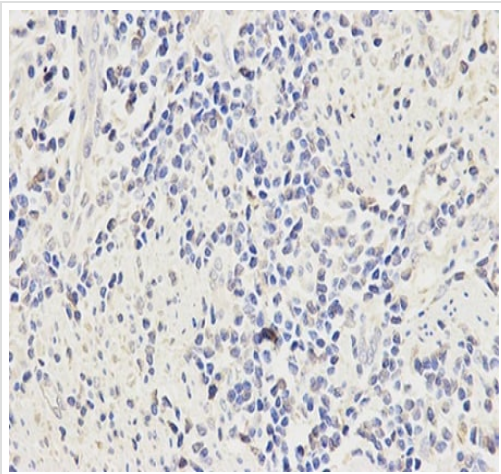
Immunohistochemical analysis of paraffin-embedded human rectal cancer tissue labeling CD64 with ab196571 at a 1/200 dilution.

Immunohistochemistry (Formalin/PFA-fixed paraffin-embedded sections) - Anti-CD64 antibody (ab196571)



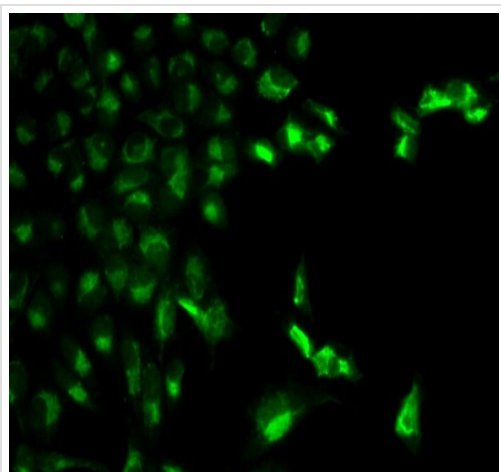
Immunohistochemical analysis of paraffin-embedded human esophagus tissue labeling CD64 with ab196571 at a 1/200 dilution.

Immunohistochemistry (Formalin/PFA-fixed paraffin-embedded sections) - Anti-CD64 antibody (ab196571)



Immunohistochemical analysis of paraffin-embedded human stomach cancer tissue labeling CD64 with ab196571 at a 1/200 dilution.

Immunohistochemistry (Formalin/PFA-fixed paraffin-embedded sections) - Anti-CD64 antibody (ab196571)



Immunofluorescent analysis of MCF7 cells labeling CD64 with ab196571 at a 1/50 dilution.

Immunocytochemistry/ Immunofluorescence - Anti-CD64 antibody (ab196571)

**Please note:** All products are "FOR RESEARCH USE ONLY. NOT FOR USE IN DIAGNOSTIC PROCEDURES"

### Our Abpromise to you: Quality guaranteed and expert technical support

---

- Replacement or refund for products not performing as stated on the datasheet
- Valid for 12 months from date of delivery
- Response to your inquiry within 24 hours
- We provide support in Chinese, English, French, German, Japanese and Spanish
- Extensive multi-media technical resources to help you
- We investigate all quality concerns to ensure our products perform to the highest standards

If the product does not perform as described on this datasheet, we will offer a refund or replacement. For full details of the Abpromise, please visit <https://www.abcam.com/abpromise> or contact our technical team.

### Terms and conditions

---

- Guarantee only valid for products bought direct from Abcam or one of our authorized distributors