

Product datasheet

Anti-CD99 antibody [SP119] ab227738

Recombinant **RabMAb**

[7 Images](#)

Overview

Product name	Anti-CD99 antibody [SP119]
Description	Rabbit monoclonal [SP119] to CD99
Host species	Rabbit
Tested applications	Suitable for: IHC-P
Species reactivity	Reacts with: Human
Immunogen	Recombinant full length protein corresponding to Human CD99. Database link: P14209
Positive control	IHC-P: Human pancreas, hepatocellular carcinoma, ovary, tonsil and thymus tissues.
General notes	This product is FOR RESEARCH USE ONLY. For commercial use, please contact partnerships@abcam.com.

Properties

Form	Liquid
Storage instructions	Shipped at 4°C. Store at +4°C short term (1-2 weeks). Upon delivery aliquot. Store at -20°C long term. Avoid freeze / thaw cycle.
Storage buffer	pH: 7.60 Preservative: 0.1% Sodium azide Constituents: PBS, 1% BSA
Purity	Protein A/G purified
Purification notes	Purified from TCS by protein A/G.
Clonality	Monoclonal
Clone number	SP119
Isotype	IgG

Applications

The Abpromise guarantee Our [Abpromise guarantee](#) covers the use of ab227738 in the following tested applications.

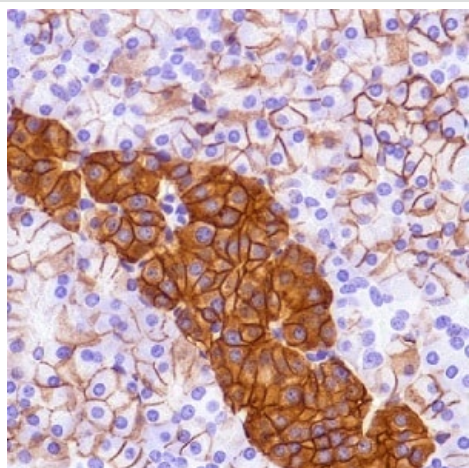
The application notes include recommended starting dilutions; optimal dilutions/concentrations should be determined by the end user.

Application	Abreviews	Notes
IHC-P		1/200. Perform heat mediated antigen retrieval with citrate buffer pH 6 before commencing with IHC staining protocol.

Target

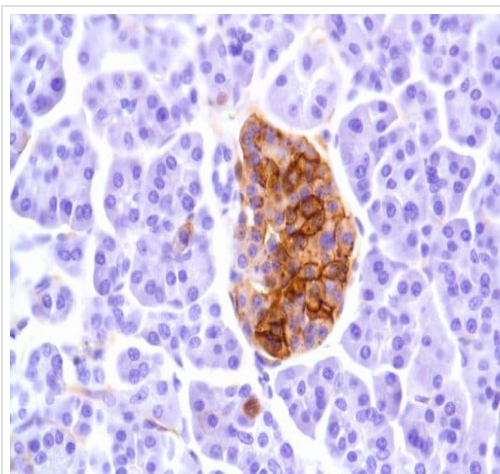
Function	Involved in T-cell adhesion processes. It is involved in spontaneous rosette formation with erythrocytes.
Sequence similarities	Belongs to the CD99 family.
Post-translational modifications	Extensively O-glycosylated.
Cellular localization	Membrane.

Images



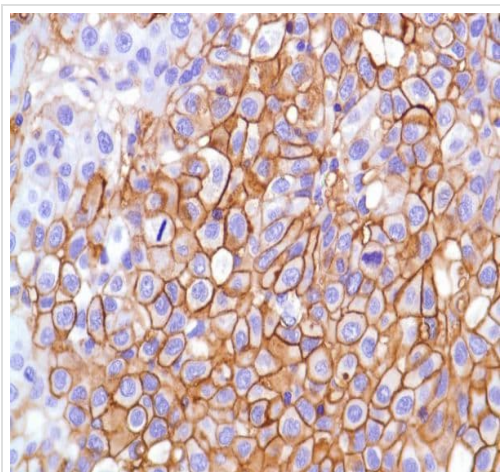
Formalin-fixed, paraffin-embedded human pancreas tissue stained for CD99 using ab227738 at 1/200 dilution in immunohistochemical analysis.

Immunohistochemistry (Formalin/PFA-fixed paraffin-embedded sections) - Anti-CD99 antibody [SP119] (ab227738)



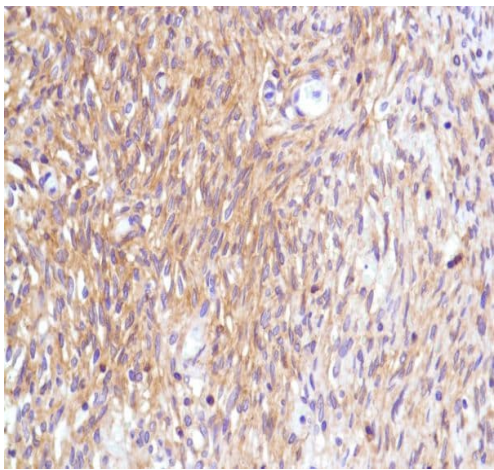
Immunohistochemistry (Formalin/PFA-fixed paraffin-embedded sections) - Anti-CD99 antibody [SP119] (ab227738)

Formalin-fixed, paraffin-embedded human pancreas tissue stained for CD99 using ab227738 at 1/200 dilution in immunohistochemical analysis.



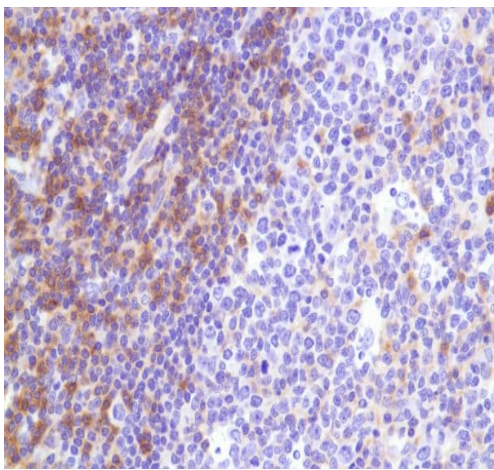
Immunohistochemistry (Formalin/PFA-fixed paraffin-embedded sections) - Anti-CD99 antibody [SP119] (ab227738)

Formalin-fixed, paraffin-embedded human hepatocellular carcinoma tissue stained for CD99 using ab227738 at 1/200 dilution in immunohistochemical analysis.



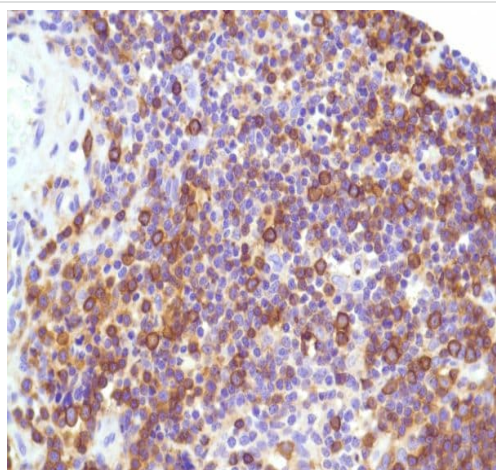
Formalin-fixed, paraffin-embedded human ovary tissue stained for CD99 using ab227738 at 1/200 dilution in immunohistochemical analysis.

Immunohistochemistry (Formalin/PFA-fixed paraffin-embedded sections) - Anti-CD99 antibody [SP119] (ab227738)



Formalin-fixed, paraffin-embedded human tonsil tissue stained for CD99 using ab227738 at 1/200 dilution in immunohistochemical analysis.

Immunohistochemistry (Formalin/PFA-fixed paraffin-embedded sections) - Anti-CD99 antibody [SP119] (ab227738)



Formalin-fixed, paraffin-embedded human thymus tissue stained for CD99 using ab227738 at 1/200 dilution in immunohistochemical analysis.

Immunohistochemistry (Formalin/PFA-fixed paraffin-embedded sections) - Anti-CD99 antibody [SP119] (ab227738)

Why choose a recombinant antibody?



Research with confidence
Consistent and reproducible results



Long-term and scalable supply
Recombinant technology



Success from the first experiment
Confirmed specificity



Ethical standards compliant
Animal-free production

Anti-CD99 antibody [SP119] (ab227738)

Please note: All products are "FOR RESEARCH USE ONLY. NOT FOR USE IN DIAGNOSTIC PROCEDURES"

Our Abpromise to you: Quality guaranteed and expert technical support

- Replacement or refund for products not performing as stated on the datasheet
- Valid for 12 months from date of delivery
- Response to your inquiry within 24 hours
- We provide support in Chinese, English, French, German, Japanese and Spanish
- Extensive multi-media technical resources to help you
- We investigate all quality concerns to ensure our products perform to the highest standards

If the product does not perform as described on this datasheet, we will offer a refund or replacement. For full details of the Abpromise, please visit <https://www.abcam.com/abpromise> or contact our technical team.

Terms and conditions

- Guarantee only valid for products bought direct from Abcam or one of our authorized distributors