


## Product datasheet

# Anti-CEACAM1 + CEACAM3 + CEACAM6 antibody [YTH71.3] $\alpha$ b104450

★★★★★ [2 Abreviews](#) [2 Images](#)

### Overview

<b>Product name</b>	Anti-CEACAM1 + CEACAM3 + CEACAM6 antibody [YTH71.3]
<b>Description</b>	Rat monoclonal [YTH71.3] to CEACAM1+CEACAM3+CEACAM6
<b>Host species</b>	Rat
<b>Specificity</b>	Recognizes Human CEACAM1. CEACAM1 is expressed by Human neutrophils and cells in some cases of colon carcinoma. Reacts with transfectants containing BGP $\alpha$ , NCA and CGM1 $\alpha$ which are CEA subfamily members.
<b>Tested applications</b>	<b>Suitable for:</b> IHC-P
<b>Species reactivity</b>	<b>Reacts with:</b> Human <b>Predicted to work with:</b> Monkey 
<b>Immunogen</b>	Tissue, cells or virus corresponding to Human CEACAM1+CEACAM6+CEACAM3. Human lymphocytes.
<b>Positive control</b>	Human Colon, Human Liver
<b>General notes</b>	<p>The Life Science industry has been in the grips of a reproducibility crisis for a number of years. Abcam is leading the way in addressing this with our range of recombinant monoclonal antibodies and knockout edited cell lines for gold-standard validation. Please check that this product meets your needs before purchasing.</p> <p>If you have any questions, special requirements or concerns, please send us an inquiry and/or contact our Support team ahead of purchase. Recommended alternatives for this product can be found below, along with publications, customer reviews and Q&amp;As</p>

### Properties

<b>Form</b>	Liquid
<b>Storage instructions</b>	Shipped at 4°C. Store at +4°C short term (1-2 weeks). Store at -20°C or -80°C. Avoid freeze / thaw cycle.
<b>Storage buffer</b>	pH: 7.40 Preservative: 0.09% Sodium azide Constituent: PBS
<b>Purity</b>	Protein G purified

<b>Clonality</b>	Monoclonal
<b>Clone number</b>	YTH71.3
<b>Isotype</b>	IgG2a

## Applications

**The Abpromise guarantee** Our **Abpromise guarantee** covers the use of ab104450 in the following tested applications. The application notes include recommended starting dilutions; optimal dilutions/concentrations should be determined by the end user.

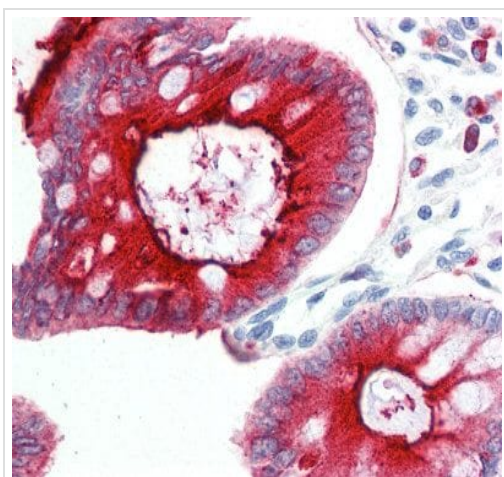
Application	Abreviews	Notes
IHC-P		Use a concentration of 10 µg/ml. Perform heat mediated antigen retrieval with citrate buffer pH 6 before commencing with IHC staining protocol.

## Target

**Cellular localization** CEACAM1: Secreted; Cell membrane and Cell membrane. Localizes to sites of cell-cell contact. CEACAM6: Cell membrane. CEACAM3: Membrane.

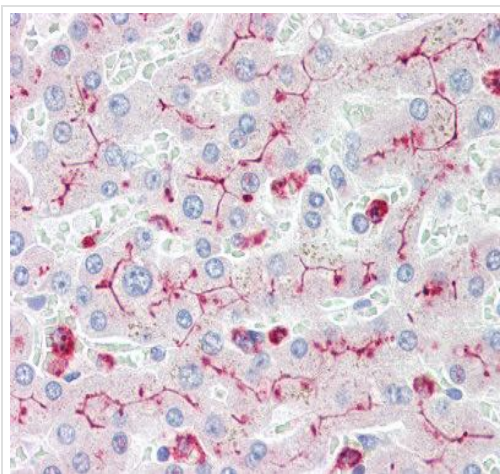
**Form** CEACAM1: There are 11 isoforms produced by alternative splicing. Isoform 1 = BGP<sub>a</sub>; CEACAM1-4L; TM1-CEA; Isoform 2 = BGP<sub>g</sub>; CEACAM1-4C1; Isoform 3 = BGP<sub>h</sub>; CEACAM1-3; Isoform 4 = BGP<sub>i</sub>; CEACAM1-3C2; Isoform 5 = BGP<sub>y</sub>; CEACAM1-3AL; Isoform 6 = BGP<sub>b</sub>; CEACAM1-3L; TM2-CEA; Isoform 7 = BGP<sub>x</sub>; CEACAM1-1L; Isoform 8 = BGP<sub>c</sub>; CEACAM1-4S; TM3-CEA; Isoform 9 = BGP<sub>z</sub>; CEACAM1-3AS and Isoform 11 = BGP<sub>d</sub>; CEACAM1-3S.

## Images



Human Colon (formalin-fixed, paraffin-embedded) stained with ab104450 at 10 ug/ml followed by biotinylated secondary antibody, alkaline phosphatase-streptavidin and chromogen.

Immunohistochemistry (Formalin/PFA-fixed paraffin-embedded sections) - Anti-CEACAM1 + CEACAM3 + CEACAM6 antibody [YTH71.3] (ab104450)



Human Liver (formalin-fixed, paraffin-embedded) stained with ab104450 at 10 ug/ml followed by biotinylated secondary antibody, alkaline phosphatase-streptavidin and chromogen.

Immunohistochemistry (Formalin/PFA-fixed paraffin-embedded sections) - Anti-CEACAM1 + CEACAM3 + CEACAM6 antibody [YTH71.3] (ab104450)

**Please note:** All products are "FOR RESEARCH USE ONLY. NOT FOR USE IN DIAGNOSTIC PROCEDURES"

### Our Abpromise to you: Quality guaranteed and expert technical support

---

- Replacement or refund for products not performing as stated on the datasheet
- Valid for 12 months from date of delivery
- Response to your inquiry within 24 hours
- We provide support in Chinese, English, French, German, Japanese and Spanish
- Extensive multi-media technical resources to help you
- We investigate all quality concerns to ensure our products perform to the highest standards

If the product does not perform as described on this datasheet, we will offer a refund or replacement. For full details of the Abpromise, please visit <https://www.abcam.com/abpromise> or contact our technical team.

### Terms and conditions

---

- Guarantee only valid for products bought direct from Abcam or one of our authorized distributors