

Anti-Chromogranin A antibody [CHGA/777] ab220190

[4 Images](#)

Overview

Product name	Anti-Chromogranin A antibody [CHGA/777]
Description	Mouse monoclonal [CHGA/777] to Chromogranin A
Host species	Mouse
Tested applications	Suitable for: IHC-P, WB
Species reactivity	Reacts with: Human Does not react with: Rat
Immunogen	Recombinant full length protein corresponding to Human Chromogranin A. Database link: P10645
Positive control	Human Panc-1 cell lysate; Human pheochromocytoma, pancreas and adrenal gland tissues.
General notes	<p>The Life Science industry has been in the grips of a reproducibility crisis for a number of years. Abcam is leading the way in addressing this with our range of recombinant monoclonal antibodies and knockout edited cell lines for gold-standard validation. Please check that this product meets your needs before purchasing.</p> <p>If you have any questions, special requirements or concerns, please send us an inquiry and/or contact our Support team ahead of purchase. Recommended alternatives for this product can be found below, along with publications, customer reviews and Q&As</p>

Properties

Form	Liquid
Storage instructions	Shipped at 4°C. Store at +4°C short term (1-2 weeks). Upon delivery aliquot. Store at -20°C long term. Avoid freeze / thaw cycle.
Storage buffer	pH: 7.2 Preservative: 0.05% Sodium azide Constituents: 99% PBS, 0.05% BSA
Purity	Protein A/G purified
Purification notes	ab220190 is purified from Bioreactor Concentrate by Protein A/G column chromatography.
Clonality	Monoclonal
Clone number	CHGA/777
Isotype	IgG1

Light chain type

kappa

Applications

The Abpromise guarantee

Our **Abpromise guarantee** covers the use of ab220190 in the following tested applications.

The application notes include recommended starting dilutions; optimal dilutions/concentrations should be determined by the end user.

Application	Abreviews	Notes
IHC-P		Use a concentration of 1 - 2 µg/ml. Perform heat mediated antigen retrieval with citrate buffer pH 6 before commencing with IHC staining protocol. For 30 minutes at RT.
WB		Use a concentration of 1 - 2 µg/ml. Predicted molecular weight: 50 kDa.

Target

Function

Pancreastatin strongly inhibits glucose induced insulin release from the pancreas.

Sequence similarities

Belongs to the chromogranin/secretogranin protein family.

Post-translational modifications

Sulfated on tyrosine residues and/or contains sulfated glycans.

O-glycosylated with core 1 or possibly core 8 glycans.

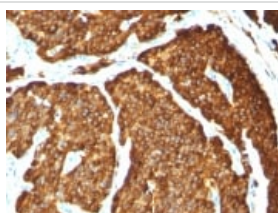
Cellular localization

Secreted. Neuroendocrine and endocrine secretory granules.

Form

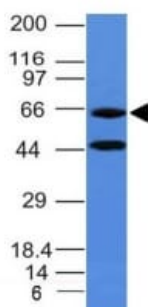
According to the Swiss-Prot database, this protein has many different forms which correspond to various molecular weights; thus the possible variation from the predicted molecular weight of 51kDa.

Images



Immunohistochemical analysis of formalin-fixed, paraffin-embedded Human pheochromocytoma tissue labeling Chromogranin A with ab220190 at 1 µg/ml.

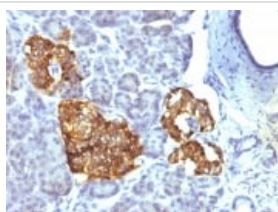
Immunohistochemistry (Formalin/PFA-fixed paraffin-embedded sections) - Anti-Chromogranin A antibody [CHGA/777] (ab220190)



Anti-Chromogranin A antibody [CHGA/777] (ab220190) at 1 µg/ml
+ Panc-1 cell lysate

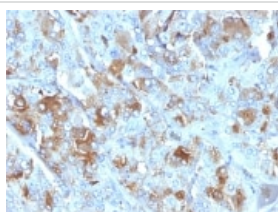
Predicted band size: 50 kDa

Western blot - Anti-Chromogranin A antibody
[CHGA/777] (ab220190)



Immunohistochemical analysis of formalin-fixed, paraffin-embedded Human pancreas tissue labeling Chromogranin A with ab220190 at 1 µg/ml.

Immunohistochemistry (Formalin/PFA-fixed paraffin-embedded sections) - Anti-Chromogranin A antibody
[CHGA/777] (ab220190)



Immunohistochemical analysis of formalin-fixed, paraffin-embedded Human adrenal gland tissue labeling Chromogranin A with ab220190 at 1 µg/ml.

Immunohistochemistry (Formalin/PFA-fixed paraffin-embedded sections) - Anti-Chromogranin A antibody
[CHGA/777] (ab220190)

Please note: All products are "FOR RESEARCH USE ONLY. NOT FOR USE IN DIAGNOSTIC PROCEDURES"

Our Abpromise to you: Quality guaranteed and expert technical support

- Replacement or refund for products not performing as stated on the datasheet
- Valid for 12 months from date of delivery

- Response to your inquiry within 24 hours
- We provide support in Chinese, English, French, German, Japanese and Spanish
- Extensive multi-media technical resources to help you
- We investigate all quality concerns to ensure our products perform to the highest standards

If the product does not perform as described on this datasheet, we will offer a refund or replacement. For full details of the Abpromise, please visit <https://www.abcam.com/abpromise> or contact our technical team.

Terms and conditions

- Guarantee only valid for products bought direct from Abcam or one of our authorized distributors