

Product datasheet

Anti-CRYZL1 antibody ab224414

[4 Images](#)

Overview

Product name	Anti-CRYZL1 antibody
Description	Rabbit polyclonal to CRYZL1
Host species	Rabbit
Tested applications	Suitable for: IHC-P, WB
Species reactivity	Reacts with: Human
Immunogen	Recombinant fragment corresponding to Human CRYZL1 aa 1-100. Database link: O95825 Run BLAST with Run BLAST with
Positive control	WB: HEK-293T cells overexpressing recombinant CRYZL1 with C-terminal myc-DDK tag, cell lysate. IHC-P: Human testis and cerebral cortex tissue.
General notes	<p>The Life Science industry has been in the grips of a reproducibility crisis for a number of years. Abcam is leading the way in addressing this with our range of recombinant monoclonal antibodies and knockout edited cell lines for gold-standard validation. Please check that this product meets your needs before purchasing.</p> <p>If you have any questions, special requirements or concerns, please send us an inquiry and/or contact our Support team ahead of purchase. Recommended alternatives for this product can be found below, along with publications, customer reviews and Q&As</p>

Properties

Form	Liquid
Storage instructions	Shipped at 4°C. Store at +4°C short term (1-2 weeks). Upon delivery aliquot. Store at -20°C long term. Avoid freeze / thaw cycle.
Storage buffer	pH: 7.20 Preservative: 0.02% Sodium azide Constituents: 40% Glycerol (glycerin, glycerine), PBS
Purity	Immunogen affinity purified
Clonality	Polyclonal
Isotype	IgG

Applications

The Abpromise guarantee Our **Abpromise guarantee** covers the use of ab224414 in the following tested applications.

The application notes include recommended starting dilutions; optimal dilutions/concentrations should be determined by the end user.

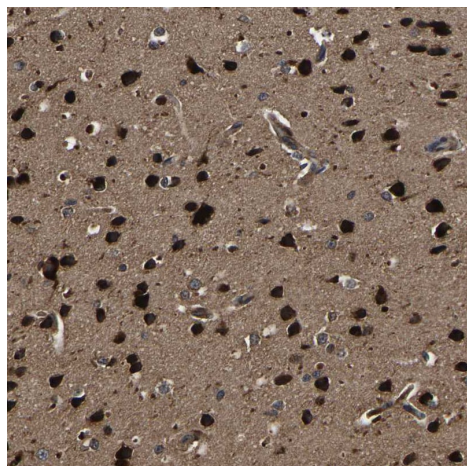
Application	Abreviews	Notes
IHC-P		1/20 - 1/50. Perform heat mediated antigen retrieval with citrate buffer pH 6 before commencing with IHC staining protocol.
WB		Use a concentration of 0.04 - 0.4 µg/ml. Predicted molecular weight: 39 kDa.

Target

Tissue specificity Ubiquitous.

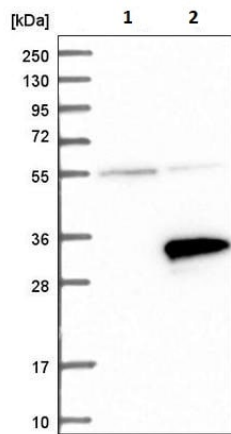
Sequence similarities Belongs to the zinc-containing alcohol dehydrogenase family. Quinone oxidoreductase subfamily.

Images



Paraffin-embedded human cerebral cortex tissue stained for CRYZL1 with ab224414 (1/20) in immunohistochemical analysis.

Immunohistochemistry (Formalin/PFA-fixed paraffin-embedded sections) - Anti-CRYZL1 antibody (ab224414)



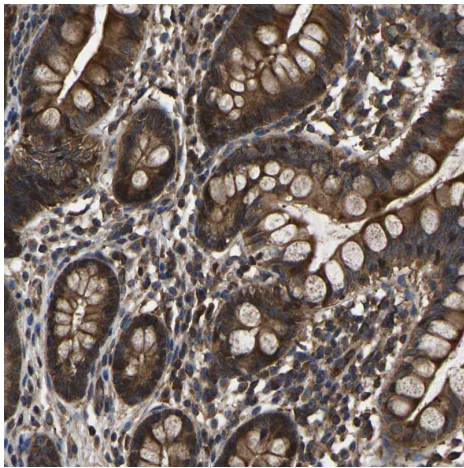
Western blot - Anti-CRYZL1 antibody (ab224414)

All lanes : Anti-CRYZL1 antibody (ab224414) at 1/100 dilution

Lane 1 : HEK-293T (human epithelial cell line from embryonic kidney transformed with large T antigen) transfected with vector only, cell lysate

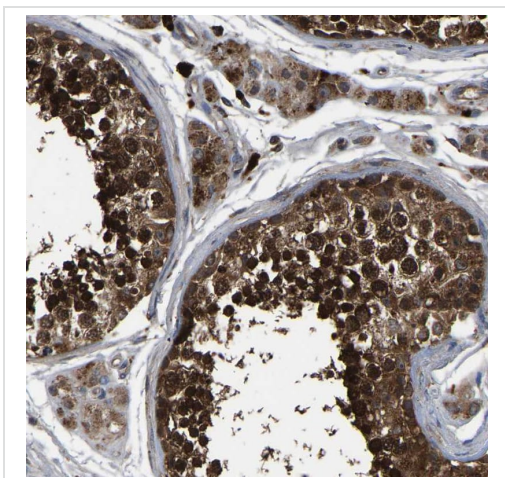
Lane 2 : HEK-293T cells transfected with recombinant CRYZL1 with C-terminal myc-DDK tag (~3.1 kDa), cell lysate

Predicted band size: 39 kDa



Immunohistochemistry (Formalin/PFA-fixed paraffin-embedded sections) - Anti-CRYZL1 antibody (ab224414)

Paraffin-embedded human gastrointestinal tissue stained for CRYZL1 with ab224414 (1/20) in immunohistochemical analysis.



Paraffin-embedded human testis tissue stained for CRYZL1 with ab224414 (1/20) in immunohistochemical analysis.

Immunohistochemistry (Formalin/PFA-fixed paraffin-embedded sections) - Anti-CRYZL1 antibody (ab224414)

Please note: All products are "FOR RESEARCH USE ONLY. NOT FOR USE IN DIAGNOSTIC PROCEDURES"

Our Abpromise to you: Quality guaranteed and expert technical support

- Replacement or refund for products not performing as stated on the datasheet
- Valid for 12 months from date of delivery
- Response to your inquiry within 24 hours
- We provide support in Chinese, English, French, German, Japanese and Spanish
- Extensive multi-media technical resources to help you
- We investigate all quality concerns to ensure our products perform to the highest standards

If the product does not perform as described on this datasheet, we will offer a refund or replacement. For full details of the Abpromise, please visit <https://www.abcam.com/abpromise> or contact our technical team.

Terms and conditions

- Guarantee only valid for products bought direct from Abcam or one of our authorized distributors