

Product datasheet

Anti-Cyclophilin 40 antibody ab167513

[2 References](#) [5 Images](#)

Overview

Product name	Anti-Cyclophilin 40 antibody
Description	Mouse polyclonal to Cyclophilin 40
Host species	Mouse
Tested applications	Suitable for: WB
Species reactivity	Reacts with: Mouse, Rat, Human
Immunogen	Recombinant full length protein, corresponding to amino acids 1-370 of Human PPID (NP_005029).

 [Run BLAST with](#)  [Run BLAST with](#) 

Positive control PPID transfected 293T cell lysate; PC12, Raw 264.7, NIH3T3, K562 cell lysate

General notes

The Life Science industry has been in the grips of a reproducibility crisis for a number of years. Abcam is leading the way in addressing this with our range of recombinant monoclonal antibodies and knockout edited cell lines for gold-standard validation. Please check that this product meets your needs before purchasing.

If you have any questions, special requirements or concerns, please send us an inquiry and/or contact our Support team ahead of purchase. Recommended alternatives for this product can be found below, along with publications, customer reviews and Q&As

Properties

Form	Liquid
Storage instructions	Shipped at 4°C. Store at +4°C short term (1-2 weeks). Upon delivery aliquot. Store at -20°C long term.
Storage buffer	pH: 7.4 Constituent: 100% PBS
Purity	Protein A purified
Clonality	Polyclonal
Isotype	IgG

Applications

The Abpromise guarantee

Our **Abpromise guarantee** covers the use of ab167513 in the following tested applications.


The application notes include recommended starting dilutions; optimal dilutions/concentrations should be determined by the end user.

Application	Abreviews	Notes
WB		Use a concentration of 1 µg/ml. Predicted molecular weight: 41 kDa.

Target

Function	PPases accelerate the folding of proteins. It catalyzes the cis-trans isomerization of proline imidic peptide bonds in oligopeptides.
Tissue specificity	Widely expressed.
Sequence similarities	Belongs to the cyclophilin-type PPase family. PPase D subfamily. Contains 1 PPase cyclophilin-type domain. Contains 3 TPR repeats.
Cellular localization	Cytoplasm.

Images



All lanes : Anti-Cyclophilin 40 antibody (ab167513) at 1 µg/ml

Lane 1 : PPID transfected 293T cell lysate

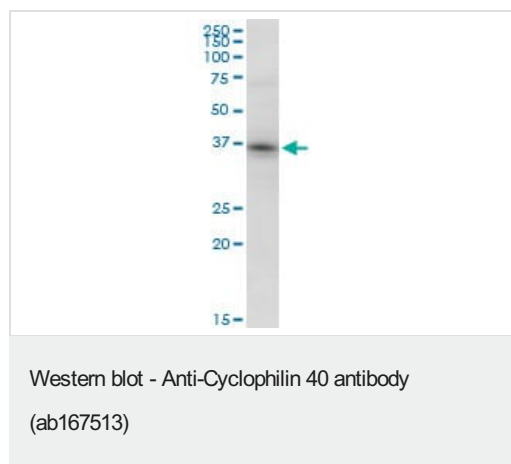
Lane 2 : Non-transfected 293T cell lysate

Lysates/proteins at 15 µl per lane.

Secondary

All lanes : Goat anti-Mouse IgG HRP at 1/2500 dilution

Predicted band size: 41 kDa

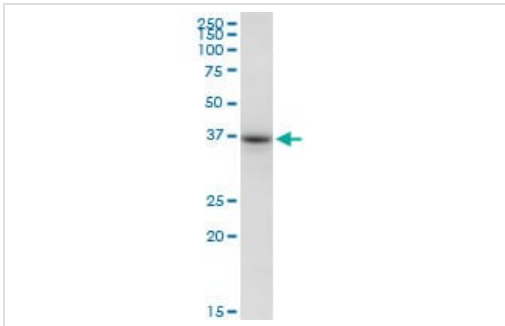


Anti-Cyclophilin 40 antibody (ab167513) at 1 µg/ml + PC12 cell lysate at 50 µg

Secondary

Goat anti-Mouse IgG HRP at 1/2500 dilution

Predicted band size: 41 kDa



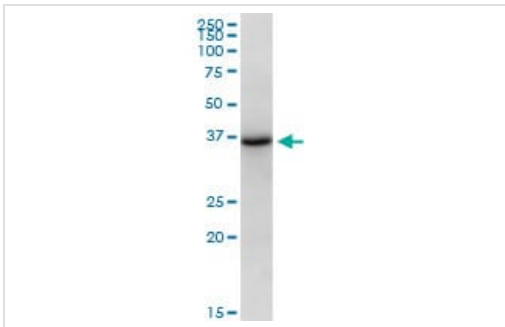
Western blot - Anti-Cyclophilin 40 antibody
(ab167513)

Anti-Cyclophilin 40 antibody (ab167513) at 1 µg/ml + Raw 264.7 cell lysate at 50 µg

Secondary

Goat anti-Mouse IgG HRP at 1/2500 dilution

Predicted band size: 41 kDa



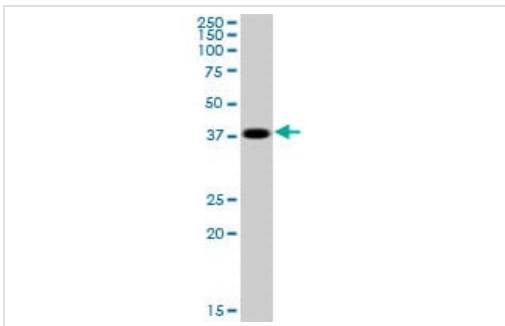
Western blot - Anti-Cyclophilin 40 antibody
(ab167513)

Anti-Cyclophilin 40 antibody (ab167513) at 1 µg/ml + NIH3T3 cell lysate at 50 µg

Secondary

Goat anti-Mouse IgG HRP at 1/2500 dilution

Predicted band size: 41 kDa



Western blot - Anti-Cyclophilin 40 antibody
(ab167513)

Anti-Cyclophilin 40 antibody (ab167513) at 1 µg/ml + K562 cell lysate at 50 µg

Secondary

Goat anti-Mouse IgG HRP at 1/2500 dilution

Predicted band size: 41 kDa

Please note: All products are "FOR RESEARCH USE ONLY. NOT FOR USE IN DIAGNOSTIC PROCEDURES"

Our Abpromise to you: Quality guaranteed and expert technical support

- Replacement or refund for products not performing as stated on the datasheet
- Valid for 12 months from date of delivery
- Response to your inquiry within 24 hours
- We provide support in Chinese, English, French, German, Japanese and Spanish

- Extensive multi-media technical resources to help you
- We investigate all quality concerns to ensure our products perform to the highest standards

If the product does not perform as described on this datasheet, we will offer a refund or replacement. For full details of the Abpromise, please visit <https://www.abcam.com/abpromise> or contact our technical team.

Terms and conditions

- Guarantee only valid for products bought direct from Abcam or one of our authorized distributors