

Anti-DB1 antibody [ZNF5J141] ab50970

[2 References](#) [3 Images](#)

Overview

Product name	Anti-DB1 antibody [ZNF5J141]
Description	Mouse monoclonal [ZNF5J141] to DB1
Host species	Mouse
Tested applications	Suitable for: WB, ICC
Species reactivity	Reacts with: Mouse, Human
Immunogen	Recombinant fragment corresponding to Human DB1.
Positive control	HeLa cells and whole cell lysate and NIH3T3 whole cell lysate
General notes	<p>The Life Science industry has been in the grips of a reproducibility crisis for a number of years. Abcam is leading the way in addressing this with our range of recombinant monoclonal antibodies and knockout edited cell lines for gold-standard validation. Please check that this product meets your needs before purchasing.</p> <p>If you have any questions, special requirements or concerns, please send us an inquiry and/or contact our Support team ahead of purchase. Recommended alternatives for this product can be found below, along with publications, customer reviews and Q&As</p>

Properties

Form	Liquid
Storage instructions	Shipped at 4°C. Store at +4°C short term (1-2 weeks). Upon delivery aliquot. Store at -20°C long term.
Storage buffer	<p>pH: 7.40</p> <p>Preservative: 0.05% Sodium azide</p> <p>Constituents: 1% BSA, 0.812% Sodium chloride, 0.0225% Potassium chloride, 0.0204% Dibasic monohydrogen potassium phosphate, 0.1136% Dibasic monohydrogen sodium phosphate, PBS</p>
Purity	Protein G purified
Purification notes	ab50970 was purified using protein G column chromatography from culture supernatant of hybridoma cultured in a medium containing bovine IgG-depleted (approximately 95%) fetal bovine serum.
Clonality	Monoclonal
Clone number	ZNF5J141

Isotype

IgG1

Applications

The Abpromise guarantee

Our **Abpromise guarantee** covers the use of ab50970 in the following tested applications.

The application notes include recommended starting dilutions; optimal dilutions/concentrations should be determined by the end user.

Application	Abreviews	Notes
WB		1/50. Detects a band of approximately 60 kDa (predicted molecular weight: 57 kDa).
ICC		1/1.

Target

Function

Possible transcription factor. Specifically binds to the CT/GC-rich region of the interleukin-3 promoter and mediates tax transactivation of IL-3.

Tissue specificity

Ubiquitously expressed. Highest levels in skeletal muscle and kidney.

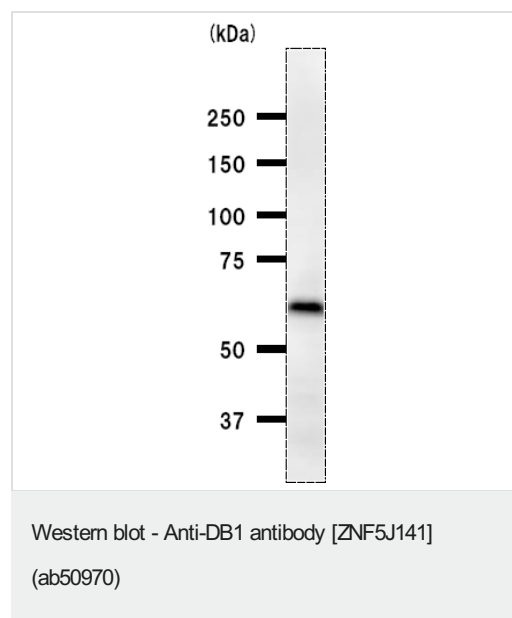
Sequence similarities

Belongs to the krueppel C2H2-type zinc-finger protein family.
Contains 6 C2H2-type zinc fingers.

Cellular localization

Nucleus.

Images



Anti-DB1 antibody [ZNF5J141] (ab50970) at 1/50 dilution + HeLa whole cell lysate at 50 µg

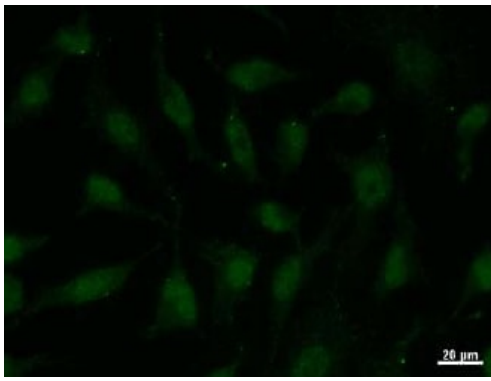
Secondary

anti-mouse IgG at 1/2500 dilution

Developed using the ECL technique.

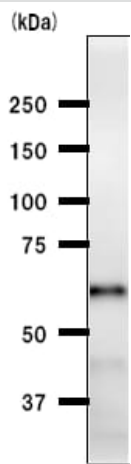
Predicted band size: 57 kDa

Observed band size: 60 kDa



Immunocytochemistry - Anti-DB1 antibody
[ZNF5J141] (ab50970)

ab50970 at 1/1 dilution staining human DB1 in HeLa cells by Immunocytochemistry. AlexaFluor 488 Goat Anti-mouse IgG at 1/200 as secondary.



Western blot - Anti-DB1 antibody [ZNF5J141]
(ab50970)

Anti-DB1 antibody [ZNF5J141] (ab50970) at 1/50 dilution + NIH3T3 whole cell lysate at 50 μg

Secondary

anti-mouse IgG at 1/2500 dilution

Developed using the ECL technique.

Predicted band size: 57 kDa

Observed band size: 60 kDa

Please note: All products are "FOR RESEARCH USE ONLY. NOT FOR USE IN DIAGNOSTIC PROCEDURES"

Our Abpromise to you: Quality guaranteed and expert technical support

- Replacement or refund for products not performing as stated on the datasheet
- Valid for 12 months from date of delivery
- Response to your inquiry within 24 hours
- We provide support in Chinese, English, French, German, Japanese and Spanish
- Extensive multi-media technical resources to help you
- We investigate all quality concerns to ensure our products perform to the highest standards

If the product does not perform as described on this datasheet, we will offer a refund or replacement. For full details of the Abpromise,

please visit <https://www.abcam.com/abpromise> or contact our technical team.

Terms and conditions

- Guarantee only valid for products bought direct from Abcam or one of our authorized distributors