


Anti-Decorin antibody ab137508

[8 References](#) [3 Images](#)

Overview

Product name	Anti-Decorin antibody
Description	Rabbit polyclonal to Decorin
Host species	Rabbit
Tested applications	Suitable for: WB, ICC/IF
Species reactivity	Reacts with: Mouse, Human Predicted to work with: Rabbit, Cow, Dog, Pig 
Immunogen	Recombinant fragment, corresponding to a region within amino acids 147-345 of Human Decorin (Uniprot ID: P07585).
Positive control	Recombinant Human Decorin protein (ab132145) can be used as a positive control in WB. 293T and Mouse heart cell lysates; paraformaldehyde fixed A549 cells.
General notes	<p>The Life Science industry has been in the grips of a reproducibility crisis for a number of years. Abcam is leading the way in addressing this with our range of recombinant monoclonal antibodies and knockout edited cell lines for gold-standard validation. Please check that this product meets your needs before purchasing.</p> <p>If you have any questions, special requirements or concerns, please send us an inquiry and/or contact our Support team ahead of purchase. Recommended alternatives for this product can be found below, along with publications, customer reviews and Q&As</p>

Properties

Form	Liquid
Storage instructions	Shipped at 4°C. Upon delivery aliquot and store at -20°C or -80°C. Avoid repeated freeze / thaw cycles.
Storage buffer	pH: 7.00 Preservative: 0.01% Thimerosal (merthiolate) Constituents: 1.21% Tris, 0.75% Glycine, 10% Glycerol (glycerin, glycerine)
Purity	Immunogen affinity purified
Clonality	Polyclonal
Isotype	IgG

Applications

The Abpromise guarantee

Our **Abpromise guarantee** covers the use of ab137508 in the following tested applications.

The application notes include recommended starting dilutions; optimal dilutions/concentrations should be determined by the end user.

Application	Abreviews	Notes
WB		1/500 - 1/3000. Predicted molecular weight: 40 kDa.
ICC/IF		1/100 - 1/1000.

Target

Function

May affect the rate of fibrils formation.

Involvement in disease

Defects in DCN are the cause of congenital stromal corneal dystrophy (CSCD) [MIM:610048]. Corneal dystrophies are inherited, bilateral, primary alterations of the cornea that are not associated with prior inflammation or secondary to systemic disease. Most show autosomal dominant inheritance.

Sequence similarities

Belongs to the small leucine-rich proteoglycan (SLRP) family. SLRP class I subfamily. Contains 12 LRR (leucine-rich) repeats.


Post-translational modifications

The attached glycosaminoglycan chain can be either chondroitin sulfate or dermatan sulfate depending upon the tissue of origin.

Cellular localization

Secreted > extracellular space > extracellular matrix.

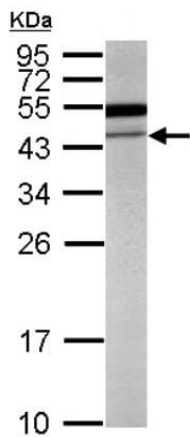
Images



Anti-Decorin antibody (ab137508) at 1/500 dilution + 293T whole cell lysate at 30 µg

Predicted band size: 40 kDa

10% SDS PAGE

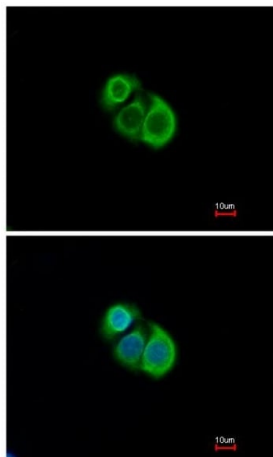


Western blot - Anti-Decorin antibody (ab137508)

Anti-Decorin antibody (ab137508) at 1/1000 dilution + Mouse heart whole cell lysate at 50 µg

Predicted band size: 40 kDa

12% SDS PAGE



Immunocytochemistry/ Immunofluorescence - Anti-Decorin antibody (ab137508)

Immunofluorescent analysis of paraformaldehyde-fixed A549 cells labelling Decorin, with ab137508 at 1/200 dilution. The lower image was merged with DNA probe.

Please note: All products are "FOR RESEARCH USE ONLY. NOT FOR USE IN DIAGNOSTIC PROCEDURES"

Our Abpromise to you: Quality guaranteed and expert technical support

- Replacement or refund for products not performing as stated on the datasheet
- Valid for 12 months from date of delivery
- Response to your inquiry within 24 hours
- We provide support in Chinese, English, French, German, Japanese and Spanish
- Extensive multi-media technical resources to help you
- We investigate all quality concerns to ensure our products perform to the highest standards

If the product does not perform as described on this datasheet, we will offer a refund or replacement. For full details of the Abpromise, please visit <https://www.abcam.com/abpromise> or contact our technical team.

Terms and conditions

- Guarantee only valid for products bought direct from Abcam or one of our authorized distributors