



Anti-Desmoglein 3/PVA antibody ab231947

3 Images

Overview

Product name	Anti-Desmoglein 3/PVA antibody
Description	Rabbit polyclonal to Desmoglein 3/PVA
Host species	Rabbit
Tested applications	Suitable for: IHC-P, WB
Species reactivity	Reacts with: Human, Pig
Immunogen	Recombinant fragment corresponding to Human Desmoglein 3/PVA aa 850 to the C-terminus. N-terminal His-tag and GST-tags (Expressed in E.coli). Database link: P32926
	<div>  Run BLAST with </div> <div>  Run BLAST with </div>
Positive control	Pig skin tissue; Recombinant human Desmoglein 3/PVA protein.
General notes	<p>The Life Science industry has been in the grips of a reproducibility crisis for a number of years. Abcam is leading the way in addressing this with our range of recombinant monoclonal antibodies and knockout edited cell lines for gold-standard validation. Please check that this product meets your needs before purchasing.</p> <p>If you have any questions, special requirements or concerns, please send us an inquiry and/or contact our Support team ahead of purchase. Recommended alternatives for this product can be found below, along with publications, customer reviews and Q&As</p>

Properties

Form	Liquid
Storage instructions	Shipped at 4°C. Store at +4°C short term (1-2 weeks). Upon delivery aliquot. Store at -20°C long term. Avoid freeze / thaw cycle.
Storage buffer	pH: 7.40 Preservative: 0.02% Sodium azide Constituents: 44.12% PBS, 55.77% Glycerol (glycerin, glycerine)
Purity	Immunogen affinity purified
Purification notes	Antigen-specific affinity chromatography followed by Protein A affinity chromatography.
Clonality	Polyclonal
Isotype	IgG

Applications

The Abpromise guarantee

Our **Abpromise guarantee** covers the use of ab231947 in the following tested applications.

The application notes include recommended starting dilutions; optimal dilutions/concentrations should be determined by the end user.

Application	Abreviews	Notes
IHC-P		Use a concentration of 5 - 20 µg/ml.
WB		Use a concentration of 1 - 5 µg/ml.

Target

Function

Component of intercellular desmosome junctions. Involved in the interaction of plaque proteins and intermediate filaments mediating cell-cell adhesion.

Tissue specificity

Epidermis, tongue, tonsil, esophagus and carcinomas.

Sequence similarities

Contains 4 cadherin domains.

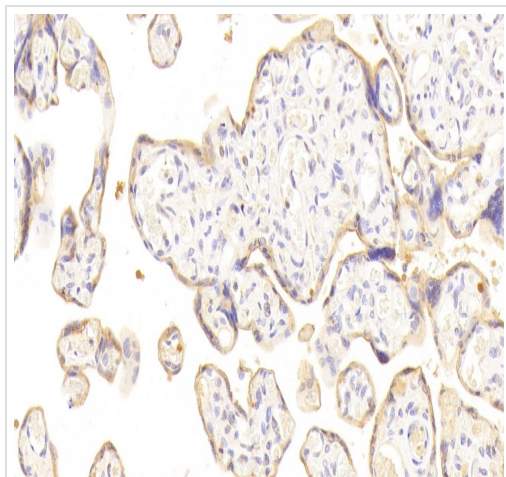
Domain

Three calcium ions are usually bound at the interface of each cadherin domain and rigidify the connections, imparting a strong curvature to the full-length ectodomain.

Cellular localization


Cell membrane. Cell junction > desmosome.

Images




Immunohistochemistry (Formalin/PFA-fixed paraffin-embedded sections) of human placenta tissues staining Desmoglein 3/PVA antibody at ab231947 20 µg/mL

Immunohistochemistry (Formalin/PFA-fixed paraffin-embedded sections) - Anti-Desmoglein 3/PVA antibody (ab231947)



Anti-Desmoglein 3/PVA antibody (ab231947) at 2 µg/ml +
Recombinant human Desmoglein 3/PVA protein.

Western blot - Anti-Desmoglein 3/PVA antibody
(ab231947)



Anti-Desmoglein 3/PVA antibody (ab231947) at 3 µg/ml + Pig skin
tissue lysate.

Secondary

HRP-Linked Guinea pig anti-rabbit at 1/2000 dilution

Western blot - Anti-Desmoglein 3/PVA antibody
(ab231947)

Please note: All products are "FOR RESEARCH USE ONLY. NOT FOR USE IN DIAGNOSTIC PROCEDURES"

Our Abpromise to you: Quality guaranteed and expert technical support

- Replacement or refund for products not performing as stated on the datasheet
- Valid for 12 months from date of delivery
- Response to your inquiry within 24 hours
- We provide support in Chinese, English, French, German, Japanese and Spanish
- Extensive multi-media technical resources to help you

- We investigate all quality concerns to ensure our products perform to the highest standards

If the product does not perform as described on this datasheet, we will offer a refund or replacement. For full details of the Abpromise, please visit <https://www.abcam.com/abpromise> or contact our technical team.

Terms and conditions

- Guarantee only valid for products bought direct from Abcam or one of our authorized distributors