


Product datasheet

Anti-DHX15/prp43 antibody ab70454

[5 References](#) [2 Images](#)

Overview

Product name	Anti-DHX15/prp43 antibody
Description	Rabbit polyclonal to DHX15/prp43
Host species	Rabbit
Tested applications	Suitable for: WB, IP
Species reactivity	Reacts with: Human Predicted to work with: Mouse, Rat, Rabbit, Horse, Chicken, Guinea pig, Cow, Dog, Turkey, Pig, Xenopus laevis, Chimpanzee, Rhesus monkey, Gorilla, Orangutan, Platypus 
Immunogen	Synthetic peptide corresponding to Human DHX15/prp43 (C terminal). Database link: O43143
Positive control	293T whole cell lysate
General notes	<p>The Life Science industry has been in the grips of a reproducibility crisis for a number of years. Abcam is leading the way in addressing this with our range of recombinant monoclonal antibodies and knockout edited cell lines for gold-standard validation. Please check that this product meets your needs before purchasing.</p> <p>If you have any questions, special requirements or concerns, please send us an inquiry and/or contact our Support team ahead of purchase. Recommended alternatives for this product can be found below, along with publications, customer reviews and Q&As</p>

Properties

Form	Liquid
Storage instructions	Shipped at 4°C. Upon delivery aliquot and store at -20°C. Avoid freeze / thaw cycles.
Storage buffer	pH: 7 Preservative: 0.09% Sodium azide Constituents: 1.815% Tris, 1.764% Sodium citrate, 0.021% PBS
Purity	Immunogen affinity purified
Purification notes	ab70454 was affinity purified using an epitope specific to DHX15/prp43 immobilized on solid support.
Clonality	Polyclonal
Isotype	IgG

Applications

The Abpromise guarantee

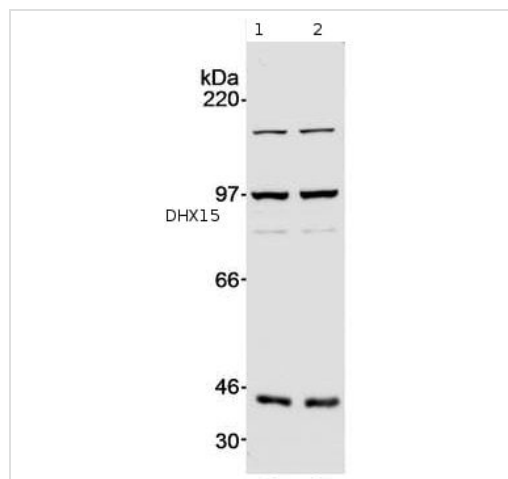
Our **Abpromise guarantee** covers the use of ab70454 in the following tested applications.

The application notes include recommended starting dilutions; optimal dilutions/concentrations should be determined by the end user.

Application	Abreviews	Notes
WB		1/5000 - 1/15000. Detects a band of approximately 97 kDa (predicted molecular weight: 91 kDa).
IP		Use at 1-5 µg/mg of lysate.

Target

Images



Western blot - Anti-DHX15/prp43 antibody (ab70454)

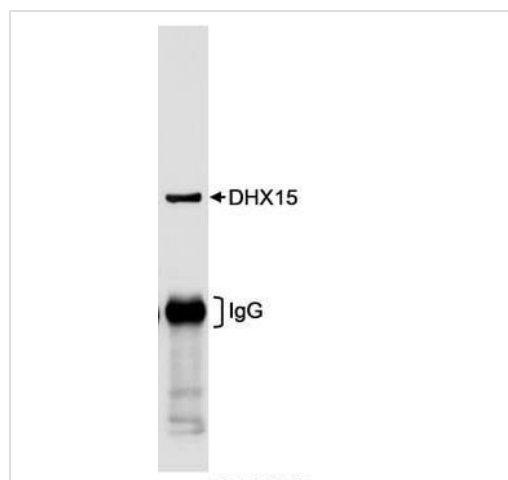
All lanes : Anti-DHX15/prp43 antibody (ab70454) at 0.1 µg/ml

All lanes : Whole cell lysate from 293T cells.

Lysates/proteins at 60 µg per lane.

Predicted band size: 91 kDa

Observed band size: 97 kDa



Immunoprecipitation - Anti-DHX15/prp43 antibody (ab70454)

1 mg 293T whole cell lysate. ab70454 used at 0.1 µg/ml for the Western blot and at 1 µg/mg lysate for Immunoprecipitation.

Please note: All products are "FOR RESEARCH USE ONLY. NOT FOR USE IN DIAGNOSTIC PROCEDURES"

Our Abpromise to you: Quality guaranteed and expert technical support

- Replacement or refund for products not performing as stated on the datasheet
- Valid for 12 months from date of delivery
- Response to your inquiry within 24 hours

- We provide support in Chinese, English, French, German, Japanese and Spanish
- Extensive multi-media technical resources to help you
- We investigate all quality concerns to ensure our products perform to the highest standards

If the product does not perform as described on this datasheet, we will offer a refund or replacement. For full details of the Abpromise, please visit <https://www.abcam.com/abpromise> or contact our technical team.

Terms and conditions

- Guarantee only valid for products bought direct from Abcam or one of our authorized distributors