

Product datasheet

Anti-EN1 / Engrailed 1 antibody [EPR3282] - BSA and Azide free ab239934

Recombinant RabMAb

[3 Images](#)

Overview

Product name	Anti-EN1 / Engrailed 1 antibody [EPR3282] - BSA and Azide free
Description	Rabbit monoclonal [EPR3282] to EN1 / Engrailed 1 - BSA and Azide free
Host species	Rabbit
Specificity	We have data to suggest no cross-reactivity with EN2/Engrailed 2, please contact us if you require further details/experimental data
Tested applications	Suitable for: WB Unsuitable for: ICC/IF or IHC-P
Species reactivity	Reacts with: Mouse, Rat, Human
Immunogen	Synthetic peptide. This information is proprietary to Abcam and/or its suppliers.
General notes	<p>ab239934 is the carrier-free version of ab108598.</p> <p>Our carrier-free antibodies are typically supplied in a PBS-only formulation, purified and free of BSA, sodium azide and glycerol. The carrier-free buffer and high concentration allow for increased conjugation efficiency.</p> <p>This conjugation-ready format is designed for use with fluorochromes, metal isotopes, oligonucleotides, and enzymes, which makes them ideal for antibody labelling, functional and cell-based assays, flow-based assays (e.g. mass cytometry) and Multiplex Imaging applications.</p> <p>Use our conjugation kits for antibody conjugates that are ready-to-use in as little as 20 minutes with <1 minute hands-on-time and 100% antibody recovery: available for fluorescent dyes, HRP, biotin and gold.</p> <p>This product is compatible with the Maxpar[®] Antibody Labeling Kit from Fluidigm, without the need for antibody preparation. Maxpar[®] is a trademark of Fluidigm Canada Inc.</p> <p>This product is a recombinant monoclonal antibody, which offers several advantages including:</p> <ul style="list-style-type: none">- High batch-to-batch consistency and reproducibility- Improved sensitivity and specificity- Long-term security of supply- Animal-free production <p>For more information see here.</p> <p>Our RabMAb[®] technology is a patented hybridoma-based technology for making rabbit</p>

monoclonal antibodies. For details on our patents, please refer to [RabMAb® patents](#).

Properties

Form	Liquid
Storage instructions	Shipped at 4°C. Store at +4°C. Do Not Freeze.
Storage buffer	pH: 7.2 Constituent: PBS
Carrier free	Yes
Purity	Protein A purified
Clonality	Monoclonal
Clone number	EPR3282
Isotype	IgG

Applications

The Abpromise guarantee Our **Abpromise guarantee** covers the use of ab239934 in the following tested applications. The application notes include recommended starting dilutions; optimal dilutions/concentrations should be determined by the end user.

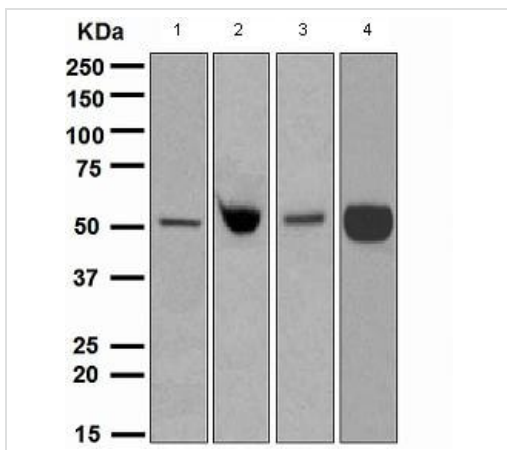
Application	Abreviews	Notes
WB		Use at an assay dependent concentration. Detects a band of approximately 55 kDa (predicted molecular weight: 40 kDa).

Application notes Is unsuitable for ICC/IF or IHC-P.

Target

Sequence similarities	Belongs to the engrailed homeobox family. Contains 1 homeobox DNA-binding domain.
Cellular localization	Nucleus.

Images



Western blot - Anti-EN1 / Engrailed 1 antibody [EPR3282] - BSA and Azide free (ab239934)

All lanes : Anti-EN1 / Engrailed 1 antibody [EPR3282] ([ab108598](#)) at 1/1000 dilution

Lane 1 : U87-MG lysate

Lane 2 : SH-SY5Y lysate

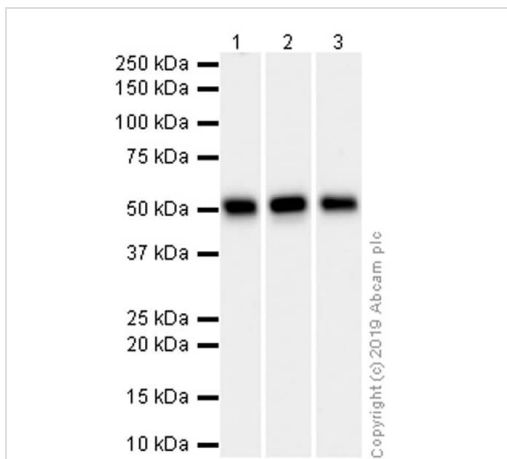
Lane 3 : 293T lysate

Lane 4 : Human fetal brain lysate

Lysates/proteins at 10 µg per lane.

Predicted band size: 40 kDa

This data was developed using [ab108598](#), the same antibody clone in a different buffer formulation.



Western blot - Anti-EN1 / Engrailed 1 antibody [EPR3282] - BSA and Azide free (ab239934)

All lanes : Anti-EN1 / Engrailed 1 antibody [EPR3282] ([ab108598](#))

Lane 1 : Human brain lysate

Lane 2 : Mouse brain lysate

Lane 3 : Rat brain lysate

Lysates/proteins at 15 µg per lane.

Secondary

All lanes : Goat Anti-Rabbit IgG (HRP) with minimal cross-reactivity with human IgG

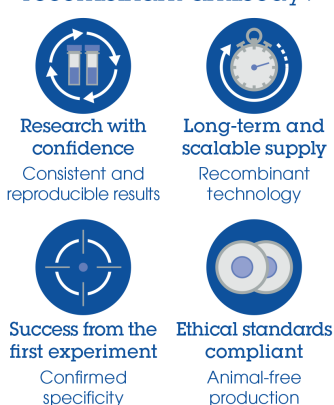
Predicted band size: 40 kDa

Exposure time: 8 seconds

This data was developed using **ab108598**, the same antibody clone in a different buffer formulation.

Blocking and dilution buffer and concentration: 5%
NFDN/TBST

Why choose a recombinant antibody?



- Research with confidence**
Consistent and reproducible results
- Long-term and scalable supply**
Recombinant technology
- Success from the first experiment**
Confirmed specificity
- Ethical standards compliant**
Animal-free production

Anti-EN1 / Engrailed 1 antibody [EPR3282] - BSA and Azide free (ab239934)

Please note: All products are "FOR RESEARCH USE ONLY. NOT FOR USE IN DIAGNOSTIC PROCEDURES"

Our Abpromise to you: Quality guaranteed and expert technical support

- Replacement or refund for products not performing as stated on the datasheet
- Valid for 12 months from date of delivery
- Response to your inquiry within 24 hours
- We provide support in Chinese, English, French, German, Japanese and Spanish
- Extensive multi-media technical resources to help you
- We investigate all quality concerns to ensure our products perform to the highest standards

If the product does not perform as described on this datasheet, we will offer a refund or replacement. For full details of the Abpromise, please visit <https://www.abcam.com/abpromise> or contact our technical team.

Terms and conditions

- Guarantee only valid for products bought direct from Abcam or one of our authorized distributors