




Product datasheet

Anti-Eosinophil derived neurotoxin antibody ab238562

★★★★★ [5 Abreviews](#) [2 Images](#)

Overview

Product name	Anti-Eosinophil derived neurotoxin antibody
Description	Rabbit polyclonal to Eosinophil derived neurotoxin
Host species	Rabbit
Tested applications	Suitable for: IHC-P
Species reactivity	Reacts with: Human Predicted to work with: Chimpanzee, Gorilla, Orangutan 
Immunogen	Recombinant full length protein corresponding to Human Eosinophil derived neurotoxin aa 1 to the C-terminus. Mature full-length chain without the signal peptide. Database link: P10153  Run BLAST with  Run BLAST with
Positive control	IHC-P: Human kidney and spleen tissue.
General notes	<p>The Life Science industry has been in the grips of a reproducibility crisis for a number of years. Abcam is leading the way in addressing this with our range of recombinant monoclonal antibodies and knockout edited cell lines for gold-standard validation. Please check that this product meets your needs before purchasing.</p> <p>If you have any questions, special requirements or concerns, please send us an inquiry and/or contact our Support team ahead of purchase. Recommended alternatives for this product can be found below, along with publications, customer reviews and Q&As</p>

Properties

Form	Liquid
Storage instructions	Shipped at 4°C. Store at +4°C short term (1-2 weeks). Upon delivery aliquot. Store at -20°C long term. Avoid freeze / thaw cycle.
Storage buffer	pH: 7.40 Preservative: 0.03% Proclin 300 Constituents: 50% Glycerol (glycerin, glycerine), PBS
Purity	Protein G purified
Purification notes	Purity >95%
Clonality	Polyclonal

Isotype

IgG

Applications

The Abpromise guarantee

Our **Abpromise guarantee** covers the use of ab238562 in the following tested applications.

The application notes include recommended starting dilutions; optimal dilutions/concentrations should be determined by the end user.

Application	Abreviews	Notes
IHC-P	★★★★★ (5)	1/20 - 1/200.

Target

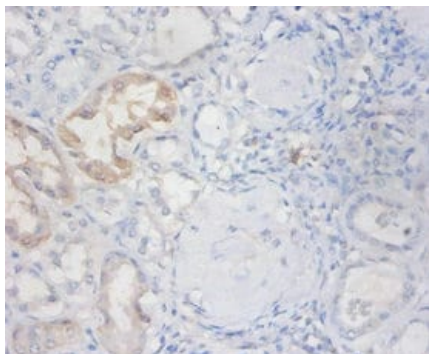
Relevance

Eosinophil derived neurotoxin (EDN) is a protein belonging to the ribonuclease (RNase) A superfamily. It has recently been found to have antiviral activity against respiratory syncytial virus and human immunodeficiency virus in vitro.

Cellular localization

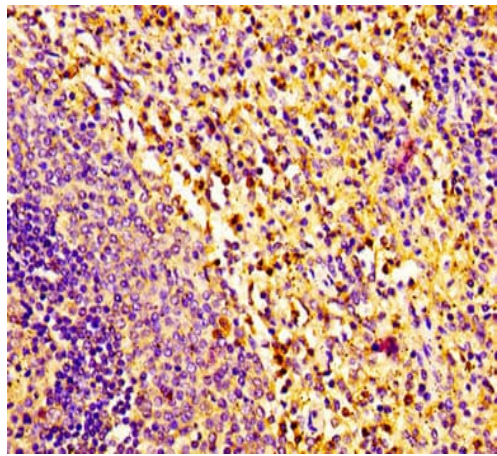
Lysosome (Probable). Cytoplasmic granule. Matrix of eosinophil's large specific granule.

Images



Paraffin-embedded human kidney tissue stained for Eosinophil derived neurotoxin using ab238562 at 1/100 dilution in immunohistochemical analysis.

Immunohistochemistry (Formalin/PFA-fixed paraffin-embedded sections) - Anti-Eosinophil derived neurotoxin antibody (ab238562)



Immunohistochemistry (Formalin/PFA-fixed paraffin-embedded sections) - Anti-Eosinophil derived neurotoxin antibody (ab238562)

Paraffin-embedded human spleen tissue stained for Eosinophil derived neurotoxin using ab238562 at 1/100 dilution in immunohistochemical analysis.

After dewaxing and hydration, antigen retrieval was mediated by high pressure in a citrate buffer (pH 6.0). Section was blocked with 10% normal goat serum 30 minutes at RT. Then primary antibody (1% BSA) was incubated at 4°C overnight. The primary is detected by a biotinylated secondary antibody and visualized tissue using an HRP conjugated SP system.

Please note: All products are "FOR RESEARCH USE ONLY. NOT FOR USE IN DIAGNOSTIC PROCEDURES"

Our Abpromise to you: Quality guaranteed and expert technical support

- Replacement or refund for products not performing as stated on the datasheet
- Valid for 12 months from date of delivery
- Response to your inquiry within 24 hours
- We provide support in Chinese, English, French, German, Japanese and Spanish
- Extensive multi-media technical resources to help you
- We investigate all quality concerns to ensure our products perform to the highest standards

If the product does not perform as described on this datasheet, we will offer a refund or replacement. For full details of the Abpromise, please visit <https://www.abcam.com/abpromise> or contact our technical team.

Terms and conditions

- Guarantee only valid for products bought direct from Abcam or one of our authorized distributors