




Anti-Eotaxin 2 antibody ab203586

[1 References](#) [2 Images](#)

Overview

Product name	Anti-Eotaxin 2 antibody
Description	Rabbit polyclonal to Eotaxin 2
Host species	Rabbit
Tested applications	Suitable for: IHC-P
Species reactivity	Reacts with: Mouse Predicted to work with: Rat, Human 
Immunogen	Synthetic peptide within Human Eotaxin 2 aa 50 to the C-terminus conjugated to keyhole limpet haemocyanin. The exact immunogen sequence used to generate this antibody is proprietary information. If additional detail on the immunogen is needed to determine the suitability of the antibody for your needs, please contact our Scientific Support team to discuss your requirements. Database link: O00175  Run BLAST with  Run BLAST with
Positive control	Mouse stomach and small intestine tissues.
General notes	<p>The Life Science industry has been in the grips of a reproducibility crisis for a number of years. Abcam is leading the way in addressing this with our range of recombinant monoclonal antibodies and knockout edited cell lines for gold-standard validation. Please check that this product meets your needs before purchasing.</p> <p>If you have any questions, special requirements or concerns, please send us an inquiry and/or contact our Support team ahead of purchase. Recommended alternatives for this product can be found below, along with publications, customer reviews and Q&As</p>

Properties

Form	Liquid
Storage instructions	Shipped at 4°C. Store at +4°C short term (1-2 weeks). Upon delivery aliquot. Store at -20°C long term. Avoid freeze / thaw cycle.
Storage buffer	pH: 7.40 Preservative: 0.02% Proclin 300 Constituents: 50% Glycerol (glycerin, glycerine), 1% BSA, 48.98% TBS, 1X
Purity	Protein A purified

Clonality	Polyclonal
Isotype	IgG

Applications

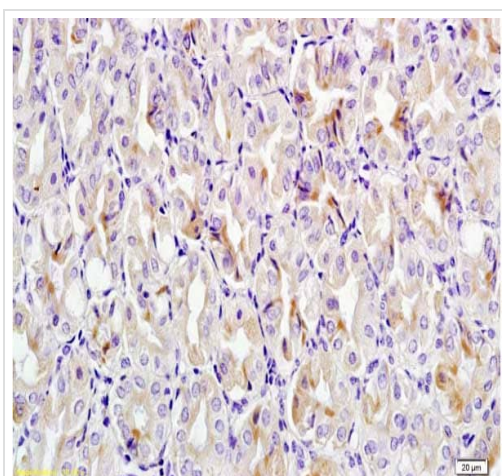
The Abpromise guarantee Our **Abpromise guarantee** covers the use of ab203586 in the following tested applications. The application notes include recommended starting dilutions; optimal dilutions/concentrations should be determined by the end user.

Application	Abreviews	Notes
IHC-P		1/100 - 1/500.

Target

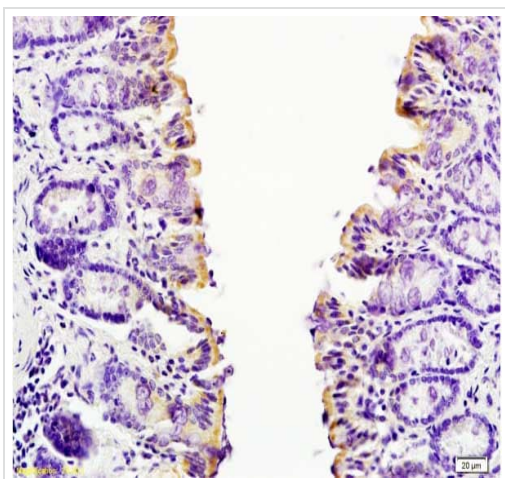
Function	Chemotactic for resting T-lymphocytes, and eosinophils. Has lower chemotactic activity for neutrophils but none for monocytes and activated lymphocytes. Is a strong suppressor of colony formation by a multipotential hematopoietic progenitor cell line. Binds to CCR3.
Tissue specificity	Activated monocytes and activated T lymphocytes.
Sequence similarities	Belongs to the intercrine beta (chemokine CC) family.
Post-translational modifications	N-glycosylated.
Cellular localization	Secreted.

Images



Immunohistochemical analysis of formalin-fixed, paraffin-embedded mouse stomach tissue labeling Eotaxin 2 with ab203586 at 1/200 dilution, followed by conjugation to the secondary antibody and DAB staining.

Immunohistochemistry (Formalin/PFA-fixed paraffin-embedded sections) - Anti-Eotaxin 2 antibody (ab203586)



Immunohistochemical analysis of formalin-fixed, paraffin-embedded mouse small intestine tissue labeling Eotaxin 2 with ab203586 at 1/200 dilution, followed by conjugation to the secondary antibody and DAB staining.

Immunohistochemistry (Formalin/PFA-fixed paraffin-embedded sections) - Anti-Eotaxin 2 antibody (ab203586)

Please note: All products are "FOR RESEARCH USE ONLY. NOT FOR USE IN DIAGNOSTIC PROCEDURES"

Our Abpromise to you: Quality guaranteed and expert technical support

- Replacement or refund for products not performing as stated on the datasheet
- Valid for 12 months from date of delivery
- Response to your inquiry within 24 hours
- We provide support in Chinese, English, French, German, Japanese and Spanish
- Extensive multi-media technical resources to help you
- We investigate all quality concerns to ensure our products perform to the highest standards

If the product does not perform as described on this datasheet, we will offer a refund or replacement. For full details of the Abpromise, please visit <https://www.abcam.com/abpromise> or contact our technical team.

Terms and conditions

- Guarantee only valid for products bought direct from Abcam or one of our authorized distributors