

Product datasheet

Anti-EPPK1 antibody ab247172

★★★★★ [1 Abreviews](#) [5 Images](#)

Overview

Product name	Anti-EPPK1 antibody
Description	Rabbit polyclonal to EPPK1
Host species	Rabbit
Tested applications	Suitable for: IHC-P, ICC/IF
Species reactivity	Reacts with: Human
Immunogen	Recombinant fragment corresponding to Human EPPK1. Run BLAST with ExPASy Run BLAST with NCBI
Positive control	IHC-P: Human skin, duodenum and urinary bladder. ICC/IF: MCF7 cells.
General notes	<p>The Life Science industry has been in the grips of a reproducibility crisis for a number of years. Abcam is leading the way in addressing this with our range of recombinant monoclonal antibodies and knockout edited cell lines for gold-standard validation. Please check that this product meets your needs before purchasing.</p> <p>If you have any questions, special requirements or concerns, please send us an inquiry and/or contact our Support team ahead of purchase. Recommended alternatives for this product can be found below, along with publications, customer reviews and Q&As</p>

Properties

Form	Liquid
Storage instructions	Shipped at 4°C. Store at +4°C short term (1-2 weeks). Upon delivery aliquot. Store at -20°C long term. Avoid freeze / thaw cycle.
Storage buffer	pH: 7.20 Preservative: 0.02% Sodium azide Constituents: 40% Glycerol (glycerin, glycerine), PBS
Purity	Immunogen affinity purified
Clonality	Polyclonal
Isotype	IgG

Applications

The Abpromise guarantee

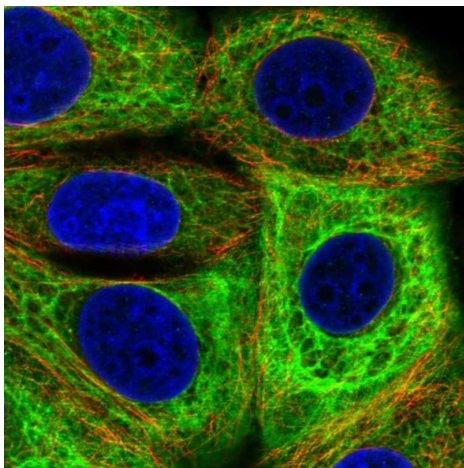
Our **Abpromise guarantee** covers the use of ab247172 in the following tested applications.

The application notes include recommended starting dilutions; optimal dilutions/concentrations should be determined by the end user.

Application	Abreviews	Notes
IHC-P		1/1000 - 1/2500. Perform heat mediated antigen retrieval with citrate buffer pH 6 before commencing with IHC staining protocol.
ICC/IF		Use a concentration of 0.25 - 2 µg/ml. Fixation/Permeabilization: PFA/Triton X-100

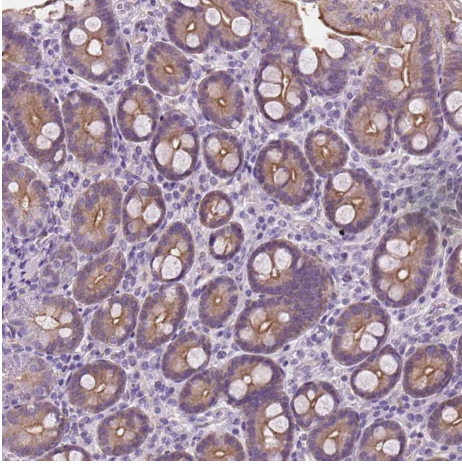
Target

Images



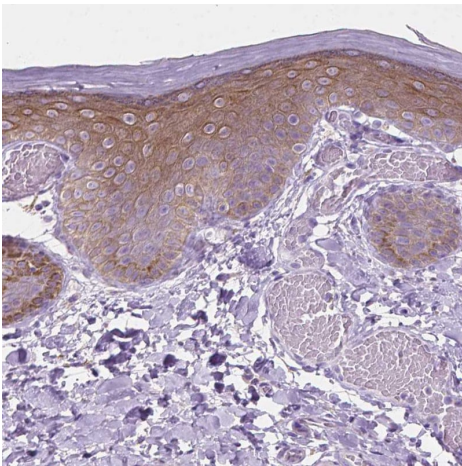
PFA fixed, Triton X-100 permeabilized MCF7 (Human breast adenocarcinoma cell line) cells labeling EPPK1 using ab247172 at 4 µg/ml (green) in ICC/IF.

Immunocytochemistry/ Immunofluorescence - Anti-EPPK1 antibody (ab247172)



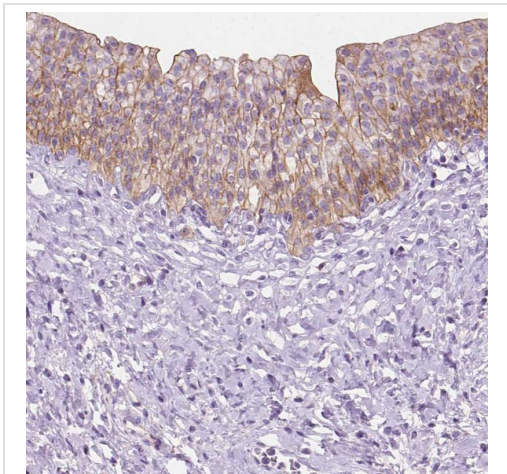
Formalin-fixed, paraffin-embedded human duodenum tissue stained for EPPK1 with ab247172 at a 1/1000 dilution in immunohistochemical analysis.

Immunohistochemistry (Formalin/PFA-fixed paraffin-embedded sections) - Anti-EPPK1 antibody (ab247172)



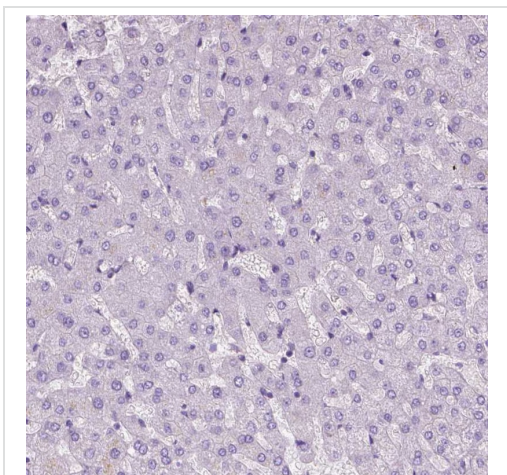
Formalin-fixed, paraffin-embedded human skin tissue stained for EPPK1 with ab247172 at a 1/1000 dilution in immunohistochemical analysis.

Immunohistochemistry (Formalin/PFA-fixed paraffin-embedded sections) - Anti-EPPK1 antibody (ab247172)



Formalin-fixed, paraffin-embedded human urinary bladder tissue stained for EPPK1 with ab247172 at a 1/1000 dilution in immunohistochemical analysis.

Immunohistochemistry (Formalin/PFA-fixed paraffin-embedded sections) - Anti-EPPK1 antibody (ab247172)



Formalin-fixed, paraffin-embedded human liver tissue shows absence of immunoreactivity for EPPK1 when incubated with ab247172 at a 1/1000 dilution (negative control).

Immunohistochemistry (Formalin/PFA-fixed paraffin-embedded sections) - Anti-EPPK1 antibody (ab247172)

Please note: All products are "FOR RESEARCH USE ONLY. NOT FOR USE IN DIAGNOSTIC PROCEDURES"

Our Abpromise to you: Quality guaranteed and expert technical support

- Replacement or refund for products not performing as stated on the datasheet
- Valid for 12 months from date of delivery
- Response to your inquiry within 24 hours
- We provide support in Chinese, English, French, German, Japanese and Spanish
- Extensive multi-media technical resources to help you
- We investigate all quality concerns to ensure our products perform to the highest standards

If the product does not perform as described on this datasheet, we will offer a refund or replacement. For full details of the Abpromise,

please visit <https://www.abcam.com/abpromise> or contact our technical team.

Terms and conditions

- Guarantee only valid for products bought direct from Abcam or one of our authorized distributors