




Product datasheet

Anti-FCGRT/FCRN antibody ab224087

3 Images

Overview

Product name	Anti-FCGRT/FCRN antibody
Description	Rabbit polyclonal to FCGRT/FCRN
Host species	Rabbit
Tested applications	Suitable for: IHC-P, WB
Species reactivity	Reacts with: Human Predicted to work with: Cynomolgus monkey 
Immunogen	Recombinant fragment corresponding to Human FCGRT/FCRN aa 150-300. Database link: P55899  Run BLAST with  Run BLAST with
Positive control	WB: A431 cell lysate. IHC-P: Human placenta and liver tissue.
General notes	<p>The Life Science industry has been in the grips of a reproducibility crisis for a number of years. Abcam is leading the way in addressing this with our range of recombinant monoclonal antibodies and knockout edited cell lines for gold-standard validation. Please check that this product meets your needs before purchasing.</p> <p>If you have any questions, special requirements or concerns, please send us an inquiry and/or contact our Support team ahead of purchase. Recommended alternatives for this product can be found below, along with publications, customer reviews and Q&As</p>

Properties

Form	Liquid
Storage instructions	Shipped at 4°C. Store at +4°C short term (1-2 weeks). Upon delivery aliquot. Store at -20°C long term. Avoid freeze / thaw cycle.
Storage buffer	pH: 7.20 Preservative: 0.02% Sodium azide Constituents: 40% Glycerol (glycerin, glycerine), PBS
Purity	Immunogen affinity purified
Clonality	Polyclonal
Isotype	IgG

Applications

The Abpromise guarantee Our **Abpromise guarantee** covers the use of ab224087 in the following tested applications. The application notes include recommended starting dilutions; optimal dilutions/concentrations should be determined by the end user.

Application	Abreviews	Notes
IHC-P		1/5000 - 1/10000. Perform heat mediated antigen retrieval with citrate buffer pH 6 before commencing with IHC staining protocol.
WB		Use a concentration of 0.04 - 0.4 µg/ml. Predicted molecular weight: 40 kDa.

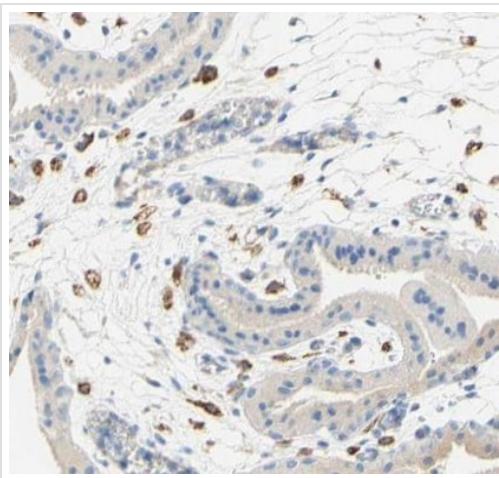
Target

Function Binds to the Fc region of monomeric immunoglobulins gamma. Mediates the uptake of IgG from milk. Possible role in transfer of immunoglobulin G from mother to fetus.

Sequence similarities Belongs to the immunoglobulin superfamily.

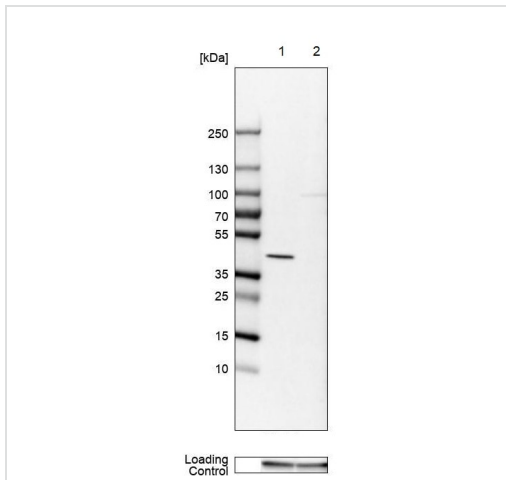
Cellular localization Cell membrane.

Images



Paraffin embedded human placenta tissue stained for FCGRT/FCRN with ab224087 (1/5000 dilution) in immunohistochemical analysis.

Immunohistochemistry (Formalin/PFA-fixed paraffin-embedded sections) - Anti-FCGRT/FCRN antibody (ab224087)



Western blot - Anti-FCGRT/FCRN antibody (ab224087)

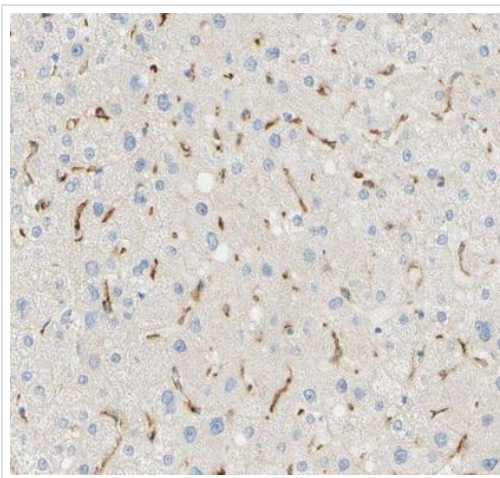
All lanes : Anti-FCGRT/FCRN antibody (ab224087) at 0.04 µg/ml

Lane 1 : Caco-2 (Human colorectal adenocarcinoma cell line) whole cell lysate

Lane 2 : HeLa (Human epithelial cell line from cervix adenocarcinoma) whole cell lysate

Predicted band size: 40 kDa

Western blot analysis labeling FCGRT/FCRN with ab224087 at 0.04 µg/ml.



Immunohistochemistry (Formalin/PFA-fixed paraffin-embedded sections) - Anti-FCGRT/FCRN antibody (ab224087)

Paraffin embedded human liver tissue stained for FCGRT/FCRN with ab224087 (1/5000 dilution) in immunohistochemical analysis.

Please note: All products are "FOR RESEARCH USE ONLY. NOT FOR USE IN DIAGNOSTIC PROCEDURES"

Our Abpromise to you: Quality guaranteed and expert technical support

- Replacement or refund for products not performing as stated on the datasheet
- Valid for 12 months from date of delivery

- Response to your inquiry within 24 hours
- We provide support in Chinese, English, French, German, Japanese and Spanish
- Extensive multi-media technical resources to help you
- We investigate all quality concerns to ensure our products perform to the highest standards

If the product does not perform as described on this datasheet, we will offer a refund or replacement. For full details of the Abpromise, please visit <https://www.abcam.com/abpromise> or contact our technical team.

Terms and conditions

- Guarantee only valid for products bought direct from Abcam or one of our authorized distributors