

Product datasheet

Anti-FCGRT/FCRN antibody [FCGRT/2932] - BSA and Azide free ab268178

[3 Images](#)

Overview

Product name	Anti-FCGRT/FCRN antibody [FCGRT/2932] - BSA and Azide free
Description	Mouse monoclonal [FCGRT/2932] to FCGRT/FCRN - BSA and Azide free
Host species	Mouse
Tested applications	Suitable for: Protein Array, IHC-P
Species reactivity	Reacts with: Human
Immunogen	Recombinant fragment within Human FCGRT/FCRN aa 24-215. The exact sequence is proprietary. Database link: P55899
Positive control	IHC-P: Human testicular cancer tissue. Human cerebellum tissue.
General notes	ab268178 is the carrier-free version of ab268057 .

Our **carrier-free** antibodies are typically supplied in a PBS-only formulation, purified and free of BSA, sodium azide and glycerol. The carrier-free buffer and high concentration allow for increased conjugation efficiency.

This conjugation-ready format is designed for use with fluorochromes, metal isotopes, oligonucleotides, and enzymes, which makes them ideal for antibody labelling, functional and cell-based assays, flow-based assays (e.g. mass cytometry) and Multiplex Imaging applications.

Use our **conjugation kits** for antibody conjugates that are ready-to-use in as little as 20 minutes with <1 minute hands-on-time and 100% antibody recovery: available for fluorescent dyes, HRP, biotin and gold.

The Life Science industry has been in the grips of a reproducibility crisis for a number of years. Abcam is leading the way in addressing this with our range of recombinant monoclonal antibodies and knockout edited cell lines for gold-standard validation. Please check that this product meets your needs before purchasing.

If you have any questions, special requirements or concerns, please send us an inquiry and/or contact our Support team ahead of purchase. Recommended alternatives for this product can be found below, along with publications, customer reviews and Q&As

Properties

Form	Liquid
Storage instructions	Shipped at 4°C. Store at +4°C short term (1-2 weeks). Upon delivery aliquot. Store at -20°C long term. Avoid freeze / thaw cycle.
Storage buffer	pH: 7.2 Constituent: PBS
Carrier free	Yes
Purity	Protein A/G purified
Purification notes	Purified from bioreactor concentrate.
Clonality	Monoclonal
Clone number	FCGRT/2932
Isotype	IgG2b
Light chain type	kappa

Applications

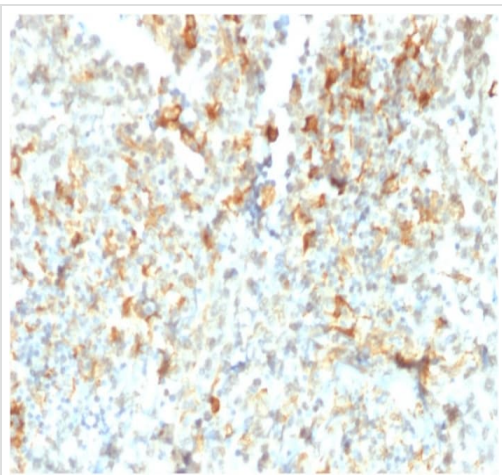
The Abpromise guarantee Our **Abpromise guarantee** covers the use of ab268178 in the following tested applications. The application notes include recommended starting dilutions; optimal dilutions/concentrations should be determined by the end user.

Application	Abreviews	Notes
Protein Array		Use at an assay dependent concentration.
IHC-P		Use a concentration of 2 - 4 µg/ml. Perform heat mediated antigen retrieval with Tris/EDTA buffer pH 9.0 before commencing with IHC staining protocol.

Target

Function	Binds to the Fc region of monomeric immunoglobulins gamma. Mediates the uptake of IgG from milk. Possible role in transfer of immunoglobulin G from mother to fetus.
Sequence similarities	Belongs to the immunoglobulin superfamily.
Cellular localization	Cell membrane.

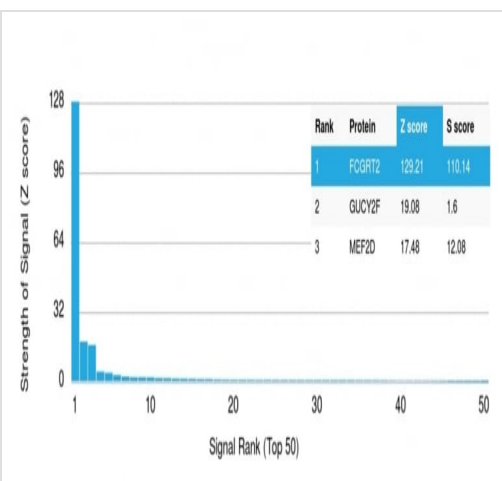
Images



Immunohistochemistry (Formalin/PFA-fixed paraffin-embedded sections) - Anti-FCGRT/FCRN antibody [FCGRT/2932] - BSA and Azide free (ab268178)

Formalin-fixed, paraffin-embedded human testicular cancer tissue stained for FCGRT/FCRN using **ab268057** at 4 µg/ml in immunohistochemical analysis.

This data was developed using the same antibody clone in a different buffer formulation containing PBS, BSA and Sodium azide (**ab268057**)

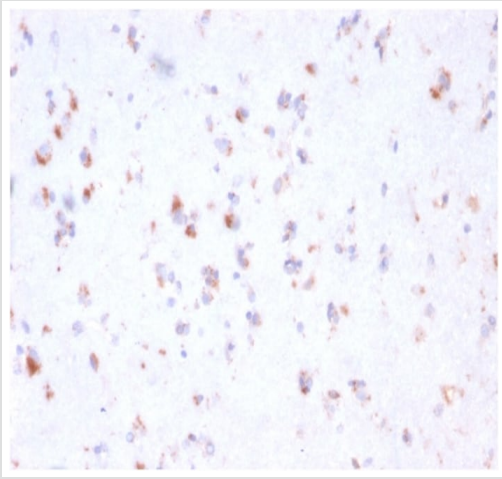


Protein Array - Anti-FCGRT/FCRN antibody [FCGRT/2932] - BSA and Azide free (ab268178)

Protein Array containing >19,000 full-length human proteins using **ab268057**.

Z- and S- Score: The Z-score represents the strength of a signal that a monoclonal antibody (MAb) (in combination with a fluorescently-tagged anti-IgG secondary antibody) produces when binding to a particular protein on the HuProt™ array. Z-scores are described in units of standard deviations (SD's) above the mean value of all signals generated on that array. If targets on HuProt™ are arranged in descending order of the Z-score, the S-score is the difference (also in units of SD's) between the Z-score. S-score therefore represents the relative target specificity of a MAb to its intended target. A MAb is considered to specific to its intended target, if the MAb has an S-score of at least 2.5. For example, if a MAb binds to protein X with a Z-score of 43 and to protein Y with a Z-score of 14, then the S-score for the binding of that MAb to protein X is equal to 29.

This data was developed using the same antibody clone in a different buffer formulation containing PBS, BSA and Sodium azide (**ab268057**)



Immunohistochemistry (Formalin/PFA-fixed paraffin-embedded sections) - Anti-FCGRT/FCRN antibody [FCGRT/2932] - BSA and Azide free (ab268178)

Formalin-fixed, paraffin-embedded human cerebellum tissue stained for FCGRT/FCRN using **ab268057** at 4 µg/ml in immunohistochemical analysis.

This data was developed using the same antibody clone in a different buffer formulation containing PBS, BSA and Sodium azide (**ab268057**)

Please note: All products are "FOR RESEARCH USE ONLY. NOT FOR USE IN DIAGNOSTIC PROCEDURES"

Our Abpromise to you: Quality guaranteed and expert technical support

- Replacement or refund for products not performing as stated on the datasheet
- Valid for 12 months from date of delivery
- Response to your inquiry within 24 hours
- We provide support in Chinese, English, French, German, Japanese and Spanish
- Extensive multi-media technical resources to help you
- We investigate all quality concerns to ensure our products perform to the highest standards

If the product does not perform as described on this datasheet, we will offer a refund or replacement. For full details of the Abpromise, please visit <https://www.abcam.com/abpromise> or contact our technical team.

Terms and conditions

- Guarantee only valid for products bought direct from Abcam or one of our authorized distributors