


Anti-FER (phospho Y402) antibody ab79573

[2 References](#) [2 Images](#)

Overview

Product name	Anti-FER (phospho Y402) antibody
Description	Rabbit polyclonal to FER (phospho Y402)
Host species	Rabbit
Tested applications	Suitable for: WB, IHC-P
Species reactivity	Reacts with: Human Predicted to work with: Mouse 
Immunogen	Synthetic peptide corresponding to Human FER (phospho Y402).
Positive control	Human brain tissue; Jurkat cell extracts starved for 24 hours.
General notes	<p>The Life Science industry has been in the grips of a reproducibility crisis for a number of years. Abcam is leading the way in addressing this with our range of recombinant monoclonal antibodies and knockout edited cell lines for gold-standard validation. Please check that this product meets your needs before purchasing.</p> <p>If you have any questions, special requirements or concerns, please send us an inquiry and/or contact our Support team ahead of purchase. Recommended alternatives for this product can be found below, along with publications, customer reviews and Q&As</p>

Properties

Form	Liquid
Storage instructions	Shipped at 4°C. Store at -20°C. Stable for 12 months at -20°C.
Storage buffer	<p>pH: 7.40</p> <p>Preservative: 0.02% Sodium azide</p> <p>Constituents: PBS, 50% Glycerol, 0.87% Sodium chloride</p> <p>Without Mg²⁺ and Ca²⁺</p>
Purity	Immunogen affinity purified
Purification notes	ab79573 was affinity purified from rabbit antiserum by affinity chromatography using epitope specific phosphopeptide. The antibody against non phosphopeptide was removed by chromatography using non phosphopeptide corresponding to the phosphorylation site.
Clonality	Polyclonal

Isotype

IgG

Applications

The Abpromise guarantee

Our **Abpromise guarantee** covers the use of ab79573 in the following tested applications.

The application notes include recommended starting dilutions; optimal dilutions/concentrations should be determined by the end user.

Application	Abreviews	Notes
WB		1/500 - 1/1000. Predicted molecular weight: 93 kDa.
IHC-P		1/50 - 1/100.

Target

Function

Tyrosine kinase of the non-receptor type. Probably performs an important function, perhaps in regulatory processes such as cell cycle control.

Tissue specificity

Expressed in a variety of lymphoid cell lines.

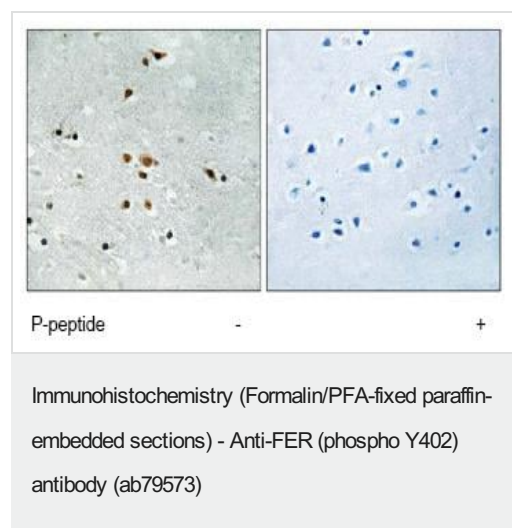
Sequence similarities

Belongs to the protein kinase superfamily. Tyr protein kinase family. Fes/fps subfamily.
Contains 1 FCH domain.
Contains 1 protein kinase domain.
Contains 1 SH2 domain.

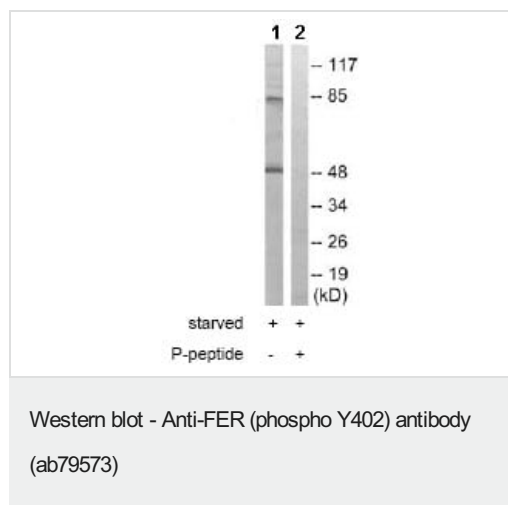
Cellular localization

Cytoplasm. Nucleus. Associated with the chromatin.

Images



ab79573, at a 1/50 dilution, staining FER in paraffin embedded human brain tissue by Immunohistochemistry in the absence (left image) or presence (right image) of the immunizing peptide.



All lanes : Anti-FER (phospho Y402) antibody (ab79573) at 1/500 dilution

Lane 1 : Jurkat cell extracts, starved (24 hours)

Lane 2 : Jurkat cell extracts, starved (24 hours) with immunizing phospho peptide at 10 µg

Lysates/proteins at 30 µg per lane.

Predicted band size: 93 kDa

Observed band size: 93 kDa

Additional bands at: 50 kDa. We are unsure as to the identity of these extra bands.

Please note: All products are "FOR RESEARCH USE ONLY. NOT FOR USE IN DIAGNOSTIC PROCEDURES"

Our Abpromise to you: Quality guaranteed and expert technical support

- Replacement or refund for products not performing as stated on the datasheet
- Valid for 12 months from date of delivery
- Response to your inquiry within 24 hours
- We provide support in Chinese, English, French, German, Japanese and Spanish
- Extensive multi-media technical resources to help you
- We investigate all quality concerns to ensure our products perform to the highest standards

If the product does not perform as described on this datasheet, we will offer a refund or replacement. For full details of the Abpromise, please visit <https://www.abcam.com/abpromise> or contact our technical team.

Terms and conditions

- Guarantee only valid for products bought direct from Abcam or one of our authorized distributors