


Product datasheet

FITC Anti-Ctip2 antibody [25B6] ab123449

★★★★★ [2 Abreviews](#) [3 References](#) [3 Images](#)

Overview

Product name	FITC Anti-Ctip2 antibody [25B6]
Description	FITC Rat monoclonal [25B6] to Ctip2
Host species	Rat
Conjugation	FITC. Ex: 493nm, Em: 528nm
Tested applications	Suitable for: ICC/IF, Flow Cyt
Species reactivity	Reacts with: Human Predicted to work with: Mouse, Zebrafish 
Immunogen	Recombinant fragment corresponding to Human Ctip2 aa 1-150.
Positive control	Jurkat cells.
General notes	Fluorochrome/Protein Ratio: at least 3 moles FITC per mole of IgG. The Life Science industry has been in the grips of a reproducibility crisis for a number of years. Abcam is leading the way in addressing this with our range of recombinant monoclonal antibodies and knockout edited cell lines for gold-standard validation. Please check that this product meets your needs before purchasing. If you have any questions, special requirements or concerns, please send us an inquiry and/or contact our Support team ahead of purchase. Recommended alternatives for this product can be found below, along with publications, customer reviews and Q&As Product was previously marketed under the MitoSciences sub-brand.

Properties

Form	Liquid
Storage instructions	Shipped at 4°C. Store at +4°C. Avoid freeze / thaw cycle. Store In the Dark.
Storage buffer	Preservative: 0.02% Sodium azide Constituents: 98% PBS, 1% BSA
Purity	Ammonium Sulphate Precipitation
Purification notes	Purity is near homogeneity as judged by SDS-PAGE. ab123449 was produced in vitro using hybridomas grown in serum-free medium, and then concentrated by ammonium sulfate precipitation.

Clonality	Monoclonal
Clone number	25B6
Isotype	IgG2a

Applications

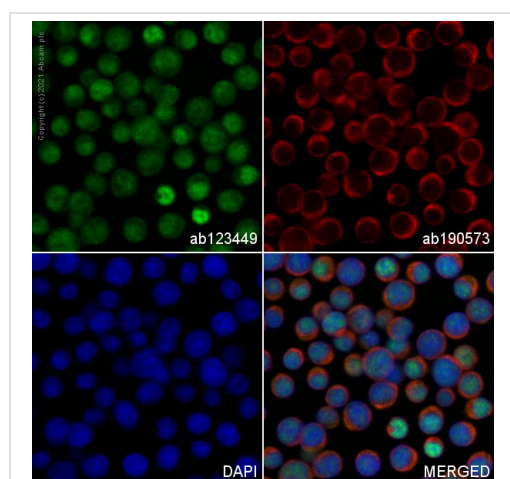
The Abpromise guarantee Our **Abpromise guarantee** covers the use of ab123449 in the following tested applications. The application notes include recommended starting dilutions; optimal dilutions/concentrations should be determined by the end user.

Application	Abreviews	Notes
ICC/IF		Use a concentration of 0.125 - 1 µg/ml.
Flow Cyt	★★★★★ (1)	Use a concentration of 0.125 - 1 µg/ml.

Target

Function	Tumor-suppressor protein involved in T-cell lymphomas. May function on the P53-signaling pathway. May be a key regulator of both differentiation and survival during thymocyte development. Repress transcription through direct, TFCOUP2-independent binding to a GC-rich response element.
Tissue specificity	Highly expressed in brain and in malignant T-cell lines derived from patients with adult T-cell leukemia/lymphoma.
Sequence similarities	Contains 6 C2H2-type zinc fingers.
Cellular localization	Nucleus.

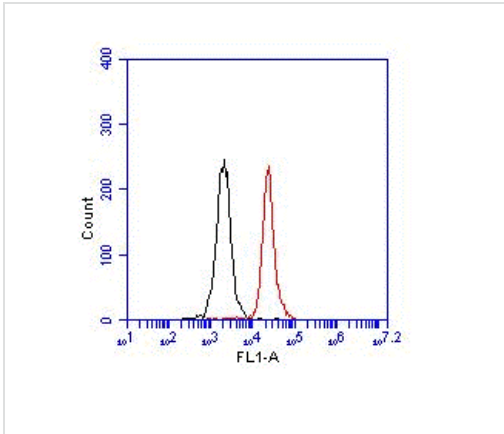
Images



ab123449 staining CTIP2 in Jurkat cells. The cells were fixed with 80% methanol (5min), permeabilized with 0.1% Triton X-100 for 5 minutes and then blocked with 1% BSA/10% normal goat serum/0.3M glycine in 0.1% PBS-Tween for 1h. The cells were then incubated overnight at +4°C with ab123449 at 1/100 dilution (shown in green) and **ab190573**, Rabbit monoclonal to alpha Tubulin (Alexa Fluor® 647), at 1/1000 dilution (shown in red). Nuclear DNA was labelled with DAPI (shown in blue).

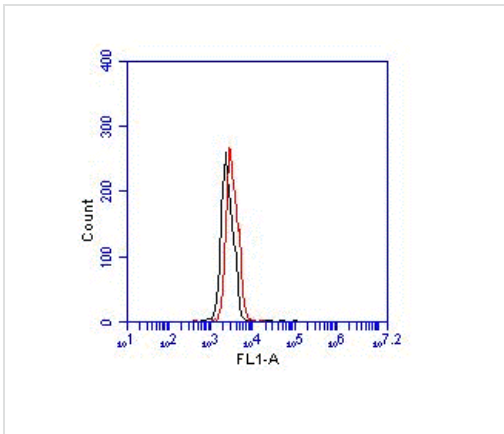
Image was taken with a confocal microscope (Leica-Microsystems, TCS SP8).

Immunocytochemistry/ Immunofluorescence - FITC
Anti-Ctip2 antibody [25B6] (ab123449)



ab123449 at 0.125µg/ml staining Ctip2 in Jurkat cells by Flow Cytometry (red) or an equal amount of an FITC conjugated control antibody (black) in 3% BSA block. The Jurkat cells show a clear CTIP2 specific signal

Flow Cytometry - FITC Anti-Ctip2 antibody [25B6]
(ab123449)



ab123449 at 0.125µg/ml staining Ctip2 in SH-SY5Y cells by Flow Cytometry (red) or an equal amount of an FITC conjugated control antibody (black) in 3% BSA block. The SH-SY5Y cells do not show significant CTIP2 signal over the negative control signal.

Flow Cytometry - FITC Anti-Ctip2 antibody [25B6]
(ab123449)

Please note: All products are "FOR RESEARCH USE ONLY. NOT FOR USE IN DIAGNOSTIC PROCEDURES"

Our Abpromise to you: Quality guaranteed and expert technical support

- Replacement or refund for products not performing as stated on the datasheet
- Valid for 12 months from date of delivery
- Response to your inquiry within 24 hours
- We provide support in Chinese, English, French, German, Japanese and Spanish
- Extensive multi-media technical resources to help you
- We investigate all quality concerns to ensure our products perform to the highest standards

If the product does not perform as described on this datasheet, we will offer a refund or replacement. For full details of the Abpromise, please visit <https://www.abcam.com/abpromise> or contact our technical team.

Terms and conditions

- Guarantee only valid for products bought direct from Abcam or one of our authorized distributors