




Product datasheet

Anti-FoxJ1 antibody ab224340

4 Images

Overview

Product name	Anti-FoxJ1 antibody
Description	Rabbit polyclonal to FoxJ1
Host species	Rabbit
Tested applications	Suitable for: IHC-P
Species reactivity	Reacts with: Human Predicted to work with: Mouse, Rat 
Immunogen	Recombinant fragment corresponding to Human FoxJ1 aa 150-350. Database link: Q92949  Run BLAST with  Run BLAST with
Positive control	IHC-P: Human fallopian tube, endometrium and testis tissues.
General notes	<p>The Life Science industry has been in the grips of a reproducibility crisis for a number of years. Abcam is leading the way in addressing this with our range of recombinant monoclonal antibodies and knockout edited cell lines for gold-standard validation. Please check that this product meets your needs before purchasing.</p> <p>If you have any questions, special requirements or concerns, please send us an inquiry and/or contact our Support team ahead of purchase. Recommended alternatives for this product can be found below, along with publications, customer reviews and Q&As</p>

Properties

Form	Liquid
Storage instructions	Shipped at 4°C. Store at +4°C short term (1-2 weeks). Upon delivery aliquot. Store at -20°C long term. Avoid freeze / thaw cycle.
Storage buffer	pH: 7.20 Preservative: 0.02% Sodium azide Constituents: 40% Glycerol (glycerin, glycerine), PBS
Purity	Immunogen affinity purified
Clonality	Polyclonal
Isotype	IgG

Applications

The Abpromise guarantee

Our **Abpromise guarantee** covers the use of ab224340 in the following tested applications.

The application notes include recommended starting dilutions; optimal dilutions/concentrations should be determined by the end user.

Application	Abreviews	Notes
IHC-P		1/500 - 1/1000. Perform heat mediated antigen retrieval with citrate buffer pH 6 before commencing with IHC staining protocol.

Target

Function

May play an important role in cell fate determination during lung development and in spermatogenesis.

Tissue specificity

Testis, oviduct, lung and brain cortex.

Involvement in disease

Genetic variations in FOXJ1 may be associated with susceptibility to allergic rhinitis (ALRH) [MIM:607154]. Allergic rhinitis is a common disease of complex inheritance and is characterized by mucosal inflammation caused by allergen exposure.

Sequence similarities

Contains 1 fork-head DNA-binding domain.

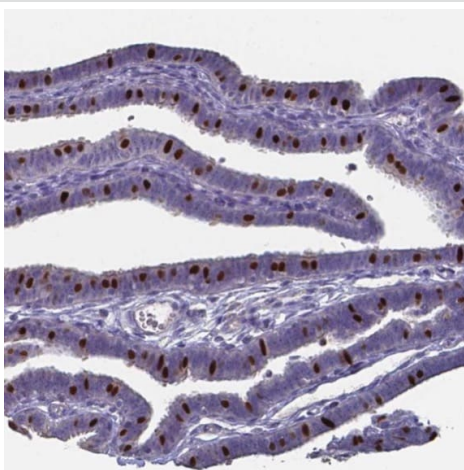
Developmental stage

Expressed in developing lung, kidney and central nervous system.

Cellular localization

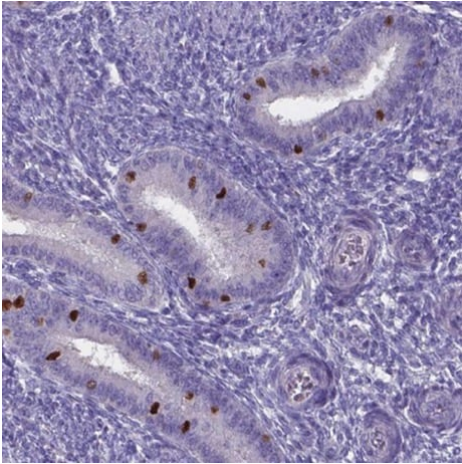
Nucleus.

Images



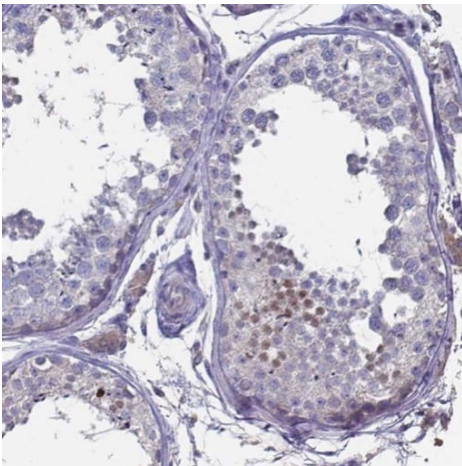
Paraffin-embedded human fallopian tube tissue stained for FoxJ1 using ab224340 at 1/500 dilution in immunohistochemical analysis.

Immunohistochemistry (Formalin/PFA-fixed paraffin-embedded sections) - Anti-FoxJ1 antibody (ab224340)



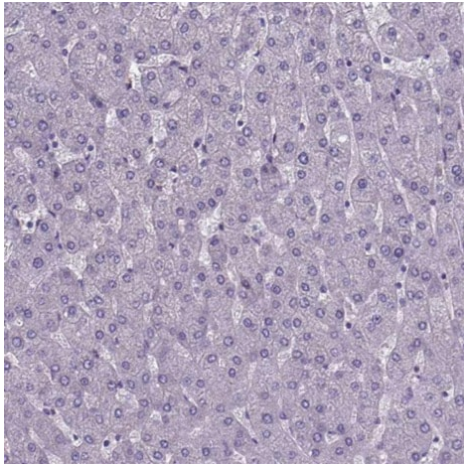
Paraffin-embedded human endometrium tissue stained for FoxJ1 using ab224340 at 1/500 dilution in immunohistochemical analysis.

Immunohistochemistry (Formalin/PFA-fixed paraffin-embedded sections) - Anti-FoxJ1 antibody (ab224340)



Paraffin-embedded human testis tissue stained for FoxJ1 using ab224340 at 1/500 dilution in immunohistochemical analysis.

Immunohistochemistry (Formalin/PFA-fixed paraffin-embedded sections) - Anti-FoxJ1 antibody (ab224340)



Immunohistochemistry (Formalin/PFA-fixed paraffin-embedded sections) - Anti-FoxJ1 antibody (ab224340)

Paraffin-embedded human liver tissue stained for FoxJ1 using ab224340 at 1/500 dilution in immunohistochemical analysis.

Negative Control: shows no positivity as expected.

Please note: All products are "FOR RESEARCH USE ONLY. NOT FOR USE IN DIAGNOSTIC PROCEDURES"

Our Abpromise to you: Quality guaranteed and expert technical support

- Replacement or refund for products not performing as stated on the datasheet
- Valid for 12 months from date of delivery
- Response to your inquiry within 24 hours
- We provide support in Chinese, English, French, German, Japanese and Spanish
- Extensive multi-media technical resources to help you
- We investigate all quality concerns to ensure our products perform to the highest standards

If the product does not perform as described on this datasheet, we will offer a refund or replacement. For full details of the Abpromise, please visit <https://www.abcam.com/abpromise> or contact our technical team.

Terms and conditions

- Guarantee only valid for products bought direct from Abcam or one of our authorized distributors