




Product datasheet

Anti-HIF Prolyl Hydroxylases antibody ab169483

1 Image

Overview

Product name	Anti-HIF Prolyl Hydroxylases antibody
Description	Mouse polyclonal to HIF Prolyl Hydroxylases
Host species	Mouse
Tested applications	Suitable for: WB
Species reactivity	Reacts with: Human Predicted to work with: Mouse 
Immunogen	Recombinant full length protein within Human HIF Prolyl Hydroxylases aa 1-600. The exact immunogen sequence used to generate this antibody is proprietary information. If additional detail on the immunogen is needed to determine the suitability of the antibody for your needs, please <u>contact</u> our Scientific Support team to discuss your requirements.  <u>Run BLAST with</u>  <u>Run BLAST with</u>
Positive control	HIF Prolyl Hydroxylase transfected 293T cell lysate.
General notes	<p>The Life Science industry has been in the grips of a reproducibility crisis for a number of years. Abcam is leading the way in addressing this with our range of recombinant monoclonal antibodies and knockout edited cell lines for gold-standard validation. Please check that this product meets your needs before purchasing.</p> <p>If you have any questions, special requirements or concerns, please send us an inquiry and/or contact our Support team ahead of purchase. Recommended alternatives for this product can be found below, along with publications, customer reviews and Q&As</p>

Properties

Form	Liquid
Storage instructions	Shipped at 4°C. Store at +4°C short term (1-2 weeks). Upon delivery aliquot. Store at -20°C long term.
Storage buffer	pH: 7.4 Constituent: 100% PBS
Purity	Protein A purified
Clonality	Polyclonal
Isotype	IgG

Applications

The Abpromise guarantee

Our **Abpromise guarantee** covers the use of ab169483 in the following tested applications.

The application notes include recommended starting dilutions; optimal dilutions/concentrations should be determined by the end user.

Application	Abreviews	Notes
WB		Use a concentration of 1 µg/ml. Predicted molecular weight: 63 kDa.

Target

Function

Catalyzes the post-translational formation of 4-hydroxyproline in hypoxia-inducible factor (HIF) alpha proteins. Hydroxylates HIF1A at 'Pro-402' and 'Pro-564'. May function as a cellular oxygen sensor and, under normoxic conditions, may target HIF through the hydroxylation for proteasomal degradation via the von Hippel-Lindau ubiquitination complex.

Tissue specificity

Widely expressed with highest levels in adult pancreas, heart, skeletal muscle, brain, placenta, kidney and adrenal gland. Expressed at lower levels in epiphyseal cartilage and in fibroblasts.

Sequence similarities

Contains 2 EF-hand domains.
Contains 1 Fe2OG dioxygenase domain.

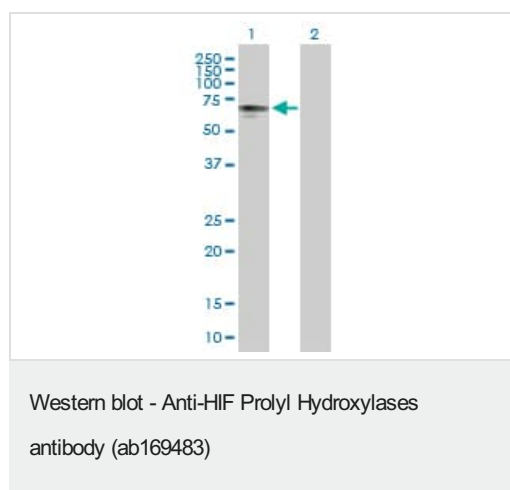
Post-translational modifications

Glycosylated.

Cellular localization

Endoplasmic reticulum membrane.

Images



All lanes : Anti-HIF Prolyl Hydroxylases antibody (ab169483) at 1 µg/ml

Lane 1 : HIF Prolyl Hydroxylase transfected 293T cell lysate

Lane 2 : Non-transfected 293T cell lysate

Lysates/proteins at 15 µl per lane.

Secondary

Lane 1 : Goat Anti-Mouse IgG (H&L)-HRP at 1/2500 dilution

Lane 2 : Goat Anti-Mouse IgG (H&L)-HRP at 1/2500 dilution

Developed using the ECL technique.

Predicted band size: 63 kDa

Please note: All products are "FOR RESEARCH USE ONLY. NOT FOR USE IN DIAGNOSTIC PROCEDURES"

Our Abpromise to you: Quality guaranteed and expert technical support

- Replacement or refund for products not performing as stated on the datasheet
- Valid for 12 months from date of delivery
- Response to your inquiry within 24 hours

- We provide support in Chinese, English, French, German, Japanese and Spanish
- Extensive multi-media technical resources to help you
- We investigate all quality concerns to ensure our products perform to the highest standards

If the product does not perform as described on this datasheet, we will offer a refund or replacement. For full details of the Abpromise, please visit <https://www.abcam.com/abpromise> or contact our technical team.

Terms and conditions

- Guarantee only valid for products bought direct from Abcam or one of our authorized distributors