

### Anti-HINT3 antibody ab121960

★★★★★ [1 Abreviews](#) [5 Images](#)

#### Overview

<b>Product name</b>	Anti-HINT3 antibody
<b>Description</b>	Rabbit polyclonal to HINT3
<b>Host species</b>	Rabbit
<b>Tested applications</b>	<b>Suitable for:</b> ICC, IHC-P, WB
<b>Species reactivity</b>	<b>Reacts with:</b> Human
<b>Immunogen</b>	antigen sequence: MAEEQVNRSA GLAPDCEASA TAETTVSSVG TCEAAAKSPE PKDYDSTCVF CRIAGRQDPG TELLHCENED LICFKDIKPA ATHHYLVVP, corresponding to amino acids 1-89 of Human HINT3 (UniProt Q9NQE9). <a href="#">Run BLAST with ExPASy</a> <a href="#">Run BLAST with NCBI</a>
<b>Positive control</b>	WB: RT4 cell lysate. ICC: A431 cells. IHC-P: Human prostate, cerebral cortex and colon tissues.
<b>General notes</b>	<p>The Life Science industry has been in the grips of a reproducibility crisis for a number of years. Abcam is leading the way in addressing this with our range of recombinant monoclonal antibodies and knockout edited cell lines for gold-standard validation. Please check that this product meets your needs before purchasing.</p> <p>If you have any questions, special requirements or concerns, please send us an inquiry and/or contact our Support team ahead of purchase. Recommended alternatives for this product can be found below, along with publications, customer reviews and Q&amp;As</p>

#### Properties

<b>Form</b>	Liquid
<b>Storage instructions</b>	Shipped at 4°C. Upon delivery aliquot and store at -20°C. Avoid freeze / thaw cycles.
<b>Storage buffer</b>	pH: 7.20 Preservative: 0.02% Sodium azide Constituents: 59% PBS, 40% Glycerol (glycerin, glycerine)
<b>Purity</b>	Immunogen affinity purified
<b>Clonality</b>	Polyclonal
<b>Isotype</b>	IgG

#### Applications

## The Abpromise guarantee

Our **Abpromise guarantee** covers the use of ab121960 in the following tested applications.

The application notes include recommended starting dilutions; optimal dilutions/concentrations should be determined by the end user.

Application	Abreviews	Notes
ICC		Use a concentration of 0.25 µg/ml.
IHC-P		1/50 - 1/200. Perform heat mediated antigen retrieval with citrate buffer pH 6 before commencing with IHC staining protocol. Perform heat mediated antigen retrieval via the pressure cooker method.
WB		Use a concentration of 0.04 - 0.4 µg/ml.

## Target

### Function

Hydrolyzes phosphoramidate and acyl-adenylate substrates.

### Sequence similarities

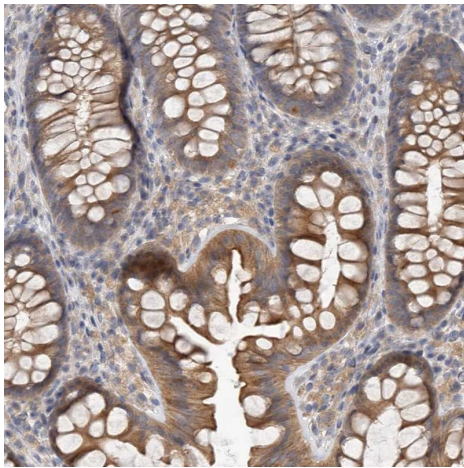
Belongs to the HINT family.

Contains 1 HIT domain.

### Cellular localization

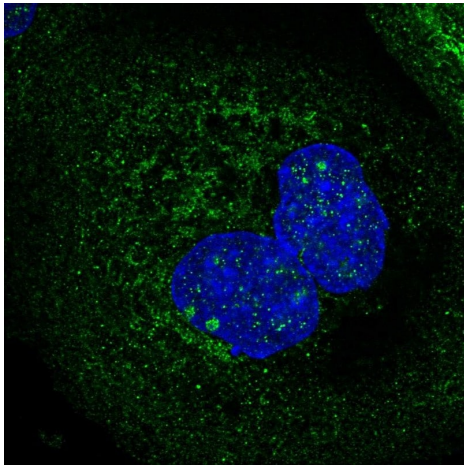
Cytoplasm. Nucleus. Localized as aggregates in the cytoplasm and the nucleus.

## Images



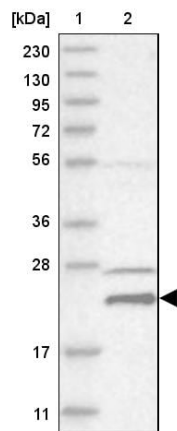
Immunohistochemical analysis of human colon tissue labeling HINT3 with ab121960 at a 1/200 dilution.

Immunohistochemistry (Formalin/PFA-fixed paraffin-embedded sections) - Anti-HINT3 antibody (ab121960)



Immunocytochemistry of A431 (Human epidermoid carcinoma) cells labeling HINT3 with ab121960 at 0.25 ug/ml.

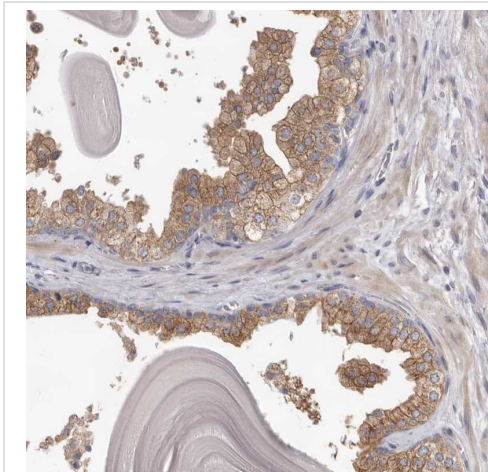
Immunocytochemistry - Anti-HINT3 antibody  
(ab121960)



Anti-HINT3 antibody (ab121960) at 0.04  $\mu$ g/ml + RT4 (Human urinary bladder cancer cell line) whole cell lysate

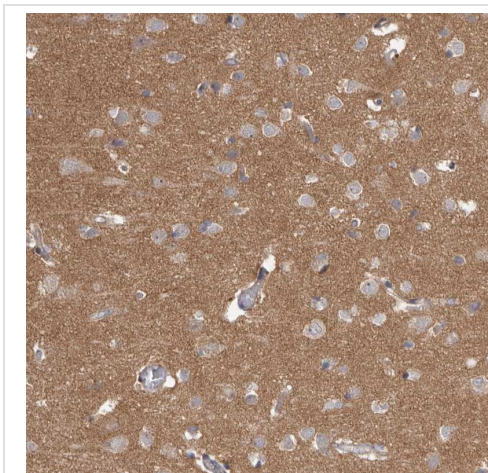
Western blot analysis of RT-4 cells labeling HINT3 with ab121960 at 0.04 ug/ml.

Western blot - Anti-HINT3 antibody (ab121960)



Immunohistochemical analysis of human prostate tissue labeling HINT3 with ab121960 at a 1/200 dilution.

Immunohistochemistry (Formalin/PFA-fixed paraffin-embedded sections) - Anti-HINT3 antibody (ab121960)



Immunohistochemical analysis of human cerebral cortex tissue labeling HINT3 with ab121960 at a 1/200 dilution.

Immunohistochemistry (Formalin/PFA-fixed paraffin-embedded sections) - Anti-HINT3 antibody (ab121960)

**Please note:** All products are "FOR RESEARCH USE ONLY. NOT FOR USE IN DIAGNOSTIC PROCEDURES"

### **Our Abpromise to you: Quality guaranteed and expert technical support**

---

- Replacement or refund for products not performing as stated on the datasheet
- Valid for 12 months from date of delivery
- Response to your inquiry within 24 hours
  
- We provide support in Chinese, English, French, German, Japanese and Spanish
- Extensive multi-media technical resources to help you
- We investigate all quality concerns to ensure our products perform to the highest standards

If the product does not perform as described on this datasheet, we will offer a refund or replacement. For full details of the Abpromise, please visit <https://www.abcam.com/abpromise> or contact our technical team.

### **Terms and conditions**

---

- Guarantee only valid for products bought direct from Abcam or one of our authorized distributors