


Anti-HOXC8 antibody ab79690

[1 References](#) [2 Images](#)

Overview

Product name	Anti-HOXC8 antibody
Description	Rabbit polyclonal to HOXC8
Host species	Rabbit
Tested applications	Suitable for: ICC/IF, WB
Species reactivity	Reacts with: Mouse, Human Predicted to work with: Sheep, Chicken, Zebrafish 
Immunogen	Synthetic peptide corresponding to Human HOXC8 aa 1-100 conjugated to keyhole limpet haemocyanin. (Peptide available as ab101082)
Positive control	This antibody gave a positive signal in Mouse Spinal Cord and Mouse Brain Tissue Lysates.
General notes	<p>The Life Science industry has been in the grips of a reproducibility crisis for a number of years. Abcam is leading the way in addressing this with our range of recombinant monoclonal antibodies and knockout edited cell lines for gold-standard validation. Please check that this product meets your needs before purchasing.</p> <p>If you have any questions, special requirements or concerns, please send us an inquiry and/or contact our Support team ahead of purchase. Recommended alternatives for this product can be found below, along with publications, customer reviews and Q&As</p>

Properties

Form	Liquid
Storage instructions	Shipped at 4°C. Store at +4°C short term (1-2 weeks). Upon delivery aliquot. Store at -20°C or -80°C. Avoid freeze / thaw cycle.
Storage buffer	pH: 7.40 Preservative: 0.02% Sodium azide Constituent: PBS Batches of this product that have a concentration < 1mg/ml may have BSA added as a stabilising agent. If you would like information about the formulation of a specific lot, please contact our scientific support team who will be happy to help.
Purity	Immunogen affinity purified

Clonality	Polyclonal
Isotype	IgG

Applications

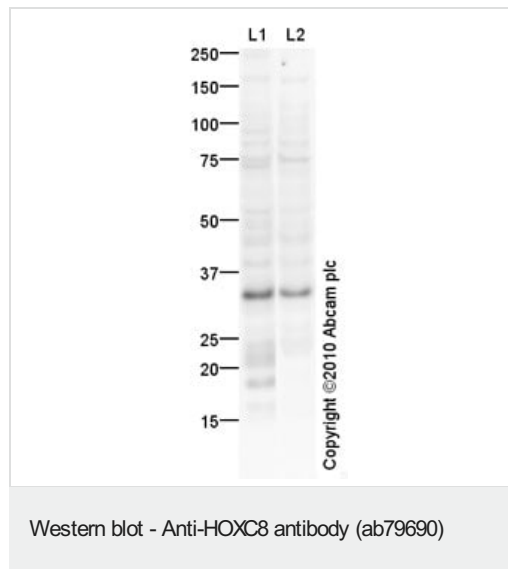
The Abpromise guarantee Our **Abpromise guarantee** covers the use of ab79690 in the following tested applications. The application notes include recommended starting dilutions; optimal dilutions/concentrations should be determined by the end user.

Application	Abreviews	Notes
ICC/IF		Use a concentration of 1 µg/ml.
WB		Use a concentration of 1 µg/ml. Detects a band of approximately 30 kDa (predicted molecular weight: 28 kDa).

Target

Function	Sequence-specific transcription factor which is part of a developmental regulatory system that provides cells with specific positional identities on the anterior-posterior axis.
Sequence similarities	Belongs to the Antp homeobox family. Contains 1 homeobox DNA-binding domain.
Cellular localization	Nucleus.

Images



All lanes : Anti-HOXC8 antibody (ab79690) at 1 µg/ml

Lane 1 : Spinal Cord (Mouse) Tissue Lysate

Lane 2 : Brain (Mouse) Tissue Lysate

Lysates/proteins at 10 µg per lane.

Secondary

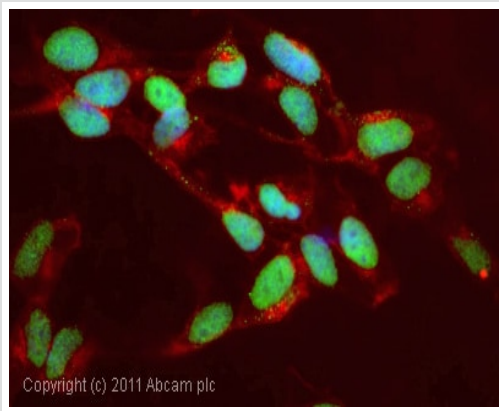
All lanes : Goat Anti-Rabbit IgG H&L (HRP) preadsorbed (**ab97080**) at 1/5000 dilution

Developed using the ECL technique.

Performed under reducing conditions.

Predicted band size: 28 kDa

Exposure time: 16 minutes



Immunocytochemistry/ Immunofluorescence - Anti-HOXC8 antibody (ab79690)

ICC/IF image of ab79690 stained SHSY5Y cells. The cells were 4% formaldehyde fixed (10 min) and then incubated in 1%BSA / 10% normal goat serum / 0.3M glycine in 0.1% PBS-Tween for 1h to permeabilise the cells and block non-specific protein-protein interactions. The cells were then incubated with the antibody (ab79690, 1µg/ml) overnight at +4°C. The secondary antibody (green) was **ab96899**, DyLight® 488 goat anti-rabbit IgG (H+L) used at a 1/250 dilution for 1h. Alexa Fluor® 594 WGA was used to label plasma membranes (red) at a 1/200 dilution for 1h. DAPI was used to stain the cell nuclei (blue) at a concentration of 1.43µM.

Please note: All products are "FOR RESEARCH USE ONLY. NOT FOR USE IN DIAGNOSTIC PROCEDURES"

Our Abpromise to you: Quality guaranteed and expert technical support

- Replacement or refund for products not performing as stated on the datasheet
- Valid for 12 months from date of delivery
- Response to your inquiry within 24 hours
- We provide support in Chinese, English, French, German, Japanese and Spanish
- Extensive multi-media technical resources to help you
- We investigate all quality concerns to ensure our products perform to the highest standards

If the product does not perform as described on this datasheet, we will offer a refund or replacement. For full details of the Abpromise, please visit <https://www.abcam.com/abpromise> or contact our technical team.

Terms and conditions

- Guarantee only valid for products bought direct from Abcam or one of our authorized distributors