

### Anti-HTF9C/TRMT2A antibody ab121126

4 Images

#### Overview

<b>Product name</b>	Anti-HTF9C/TRMT2A antibody
<b>Description</b>	Rabbit polyclonal to HTF9C/TRMT2A
<b>Host species</b>	Rabbit
<b>Tested applications</b>	<b>Suitable for:</b> ICC/IF, IHC-P, WB
<b>Species reactivity</b>	<b>Reacts with:</b> Human
<b>Immunogen</b>	Recombinant fragment corresponding to Human HTF9C/TRMT2A aa 462-621. Database link: <a href="#">Q8IZ69</a>
<b>Positive control</b>	WB:RT4, EFO-21, HEK293 and A431 cell lysates; IHC-P: Human oral mucosa tissue; ICC/IF: U-251MG cells.
<b>General notes</b>	<p>The Life Science industry has been in the grips of a reproducibility crisis for a number of years. Abcam is leading the way in addressing this with our range of recombinant monoclonal antibodies and knockout edited cell lines for gold-standard validation. Please check that this product meets your needs before purchasing.</p> <p>If you have any questions, special requirements or concerns, please send us an inquiry and/or contact our Support team ahead of purchase. Recommended alternatives for this product can be found below, along with publications, customer reviews and Q&amp;As</p>

#### Properties

<b>Form</b>	Liquid
<b>Storage instructions</b>	Shipped at 4°C. Upon delivery aliquot and store at -20°C. Avoid freeze / thaw cycles.
<b>Storage buffer</b>	pH: 7.20 Preservative: 0.02% Sodium azide Constituents: 59% PBS, 40% Glycerol (glycerin, glycerine)
<b>Purity</b>	Immunogen affinity purified
<b>Clonality</b>	Polyclonal
<b>Isotype</b>	IgG

#### Applications

## The Abpromise guarantee

Our **Abpromise guarantee** covers the use of ab121126 in the following tested applications.

The application notes include recommended starting dilutions; optimal dilutions/concentrations should be determined by the end user.

Application	Abreviews	Notes
ICC/IF		Use a concentration of 0.25 - 2 µg/ml.
IHC-P		1/50 - 1/200. Perform heat mediated antigen retrieval with citrate buffer pH 6 before commencing with IHC staining protocol.
WB		Use a concentration of 0.04 - 0.4 µg/ml. Predicted molecular weight: 69 kDa.

## Target

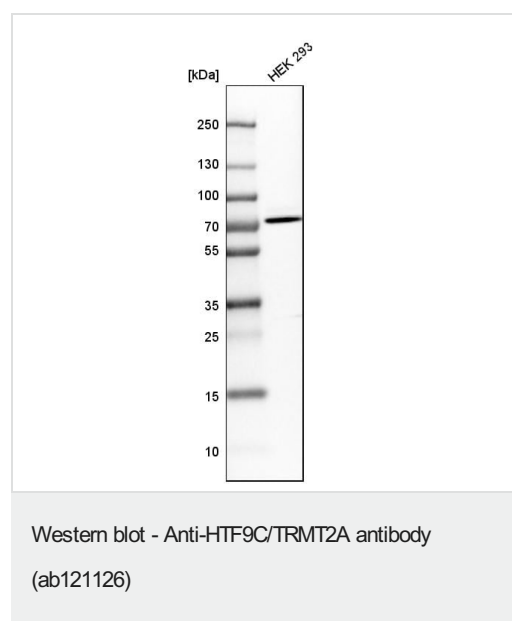
### Function

May be involved in nucleic acid metabolism and/or modifications.

### Sequence similarities

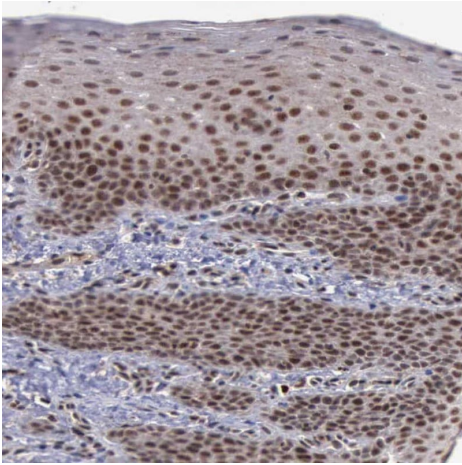
Contains 1 RRM (RNA recognition motif) domain.

## Images



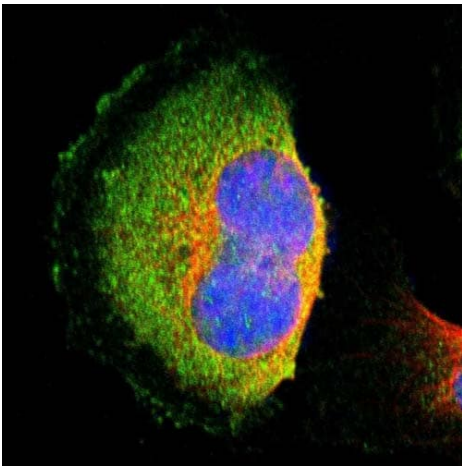
Anti-HTF9C/TRMT2A antibody (ab121126) at 0.4 µg/ml + HEK-293 cell lysate

**Predicted band size:** 69 kDa



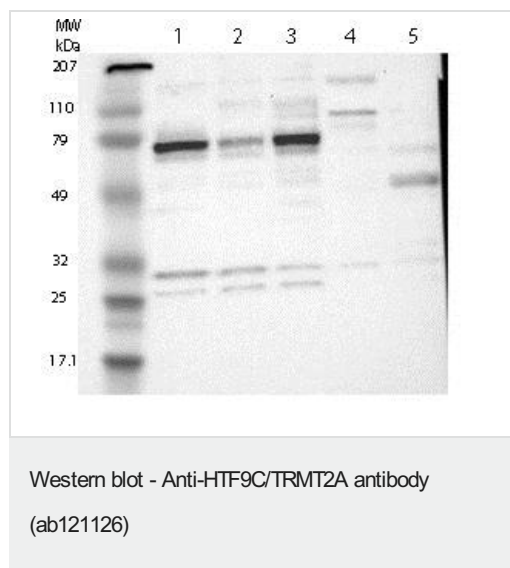
Immunohistochemical analysis of paraffin-embedded human oral mucosa staining HTF9C/TRMT2A with ab121126 at 1/50 dilution.

Immunohistochemistry (Formalin/PFA-fixed paraffin-embedded sections) - Anti-HTF9C/TRMT2A antibody (ab121126)



Immunofluorescent staining of Human cell line U-251MG shows positivity in nucleus and cytoplasm. Recommended concentration of ab121126 1-4  $\mu\text{g/ml}$ . Cells treated with PFA/Triton X-100.

Immunocytochemistry/ Immunofluorescence - Anti-HTF9C/TRMT2A antibody (ab121126)



**All lanes :** Anti-HTF9C/TRMT2A antibody (ab121126) at 1/250 dilution

**Lane 1 :** RT4 cell lysate

**Lane 2 :** EFO-21 cell lysate

**Lane 3 :** A431 cell lysate

**Lane 4 :** Human Liver lysate

**Lane 5 :** Human Tonsil lysate

Developed using the ECL technique.

**Predicted band size:** 69 kDa

10-20% SDS-PAGE.

**Please note:** All products are "FOR RESEARCH USE ONLY. NOT FOR USE IN DIAGNOSTIC PROCEDURES"

### Our Abpromise to you: Quality guaranteed and expert technical support

- Replacement or refund for products not performing as stated on the datasheet
- Valid for 12 months from date of delivery
- Response to your inquiry within 24 hours
- We provide support in Chinese, English, French, German, Japanese and Spanish
- Extensive multi-media technical resources to help you
- We investigate all quality concerns to ensure our products perform to the highest standards

If the product does not perform as described on this datasheet, we will offer a refund or replacement. For full details of the Abpromise, please visit <https://www.abcam.com/abpromise> or contact our technical team.

### Terms and conditions

- Guarantee only valid for products bought direct from Abcam or one of our authorized distributors