

Product datasheet

Anti-Id1 antibody ab203202

★★★★☆ [3 Abreviews](#) [3 Images](#)

Overview

Product name	Anti-Id1 antibody
Description	Rabbit polyclonal to Id1
Host species	Rabbit
Tested applications	Suitable for: IHC-P
Species reactivity	Reacts with: Mouse, Rat, Human
Immunogen	Synthetic peptide within Human Id1 aa 50-150 conjugated to keyhole limpet haemocyanin. The exact immunogen sequence used to generate this antibody is proprietary information. If additional detail on the immunogen is needed to determine the suitability of the antibody for your needs, please contact our Scientific Support team to discuss your requirements. Database link: P41134 Run BLAST with Run BLAST with
Positive control	Rat brain, mouse lymphoma and human colon carcinoma tissue.
General notes	<p>The Life Science industry has been in the grips of a reproducibility crisis for a number of years. Abcam is leading the way in addressing this with our range of recombinant monoclonal antibodies and knockout edited cell lines for gold-standard validation. Please check that this product meets your needs before purchasing.</p> <p>If you have any questions, special requirements or concerns, please send us an inquiry and/or contact our Support team ahead of purchase. Recommended alternatives for this product can be found below, along with publications, customer reviews and Q&As</p>

Properties

Form	Liquid
Storage instructions	Shipped at 4°C. Store at +4°C short term (1-2 weeks). Upon delivery aliquot. Store at -20°C long term. Avoid freeze / thaw cycle.
Storage buffer	pH: 7.40 Preservative: 0.02% Proclin 300 Constituents: 50% Glycerol (glycerin, glycerine), 1% BSA, 48.98% TBS, 1X
Purity	Protein A purified
Clonality	Polyclonal
Isotype	IgG

Applications

The Abpromise guarantee Our **Abpromise guarantee** covers the use of ab203202 in the following tested applications.

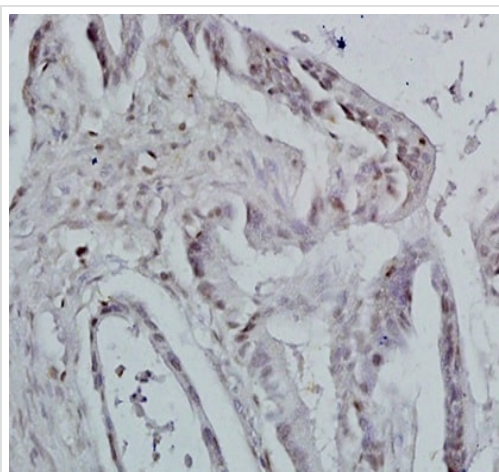
The application notes include recommended starting dilutions; optimal dilutions/concentrations should be determined by the end user.

Application	Abreviews	Notes
IHC-P		1/100 - 1/500. Perform heat mediated antigen retrieval with citrate buffer pH 6 before commencing with IHC staining protocol. Use at 1/50 - 1/200 with fluorescent detection methods.

Target

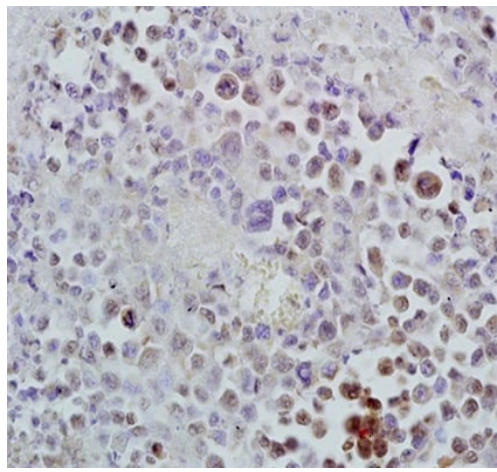
Function	ID (inhibitor of DNA binding) HLH proteins lack a basic DNA-binding domain but are able to form heterodimers with other HLH proteins, thereby inhibiting DNA binding.
Sequence similarities	Contains 1 basic helix-loop-helix (bHLH) domain.
Developmental stage	Expression correlates with proliferation in some types of cells.
Cellular localization	Cytoplasm. Nucleus.

Images



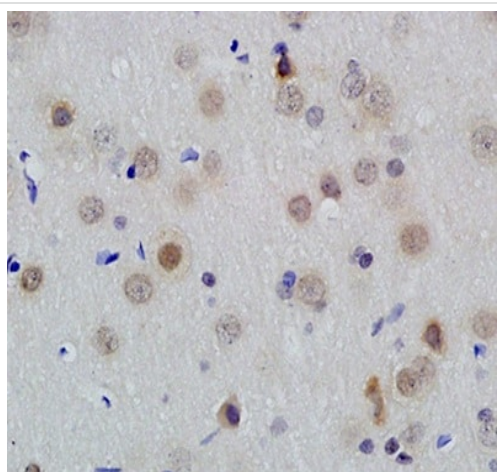
Immunohistochemical analysis of formalin/PFA-fixed paraffin-embedded human colon carcinoma tissue sections labeling Id1 with ab203202 at a 1/200 dilution, followed by conjugation to the secondary antibody and DAB staining.

Immunohistochemistry (Formalin/PFA-fixed paraffin-embedded sections) - Anti-Id1 antibody (ab203202)



Immunohistochemistry (Formalin/PFA-fixed paraffin-embedded sections) - Anti-Id1 antibody (ab203202)

Immunohistochemical analysis of formalin/PFA-fixed paraffin-embedded mouse lymphoma tissue sections labeling Id1 with ab203202 at a 1/200 dilution, followed by conjugation to the secondary antibody and DAB staining.



Immunohistochemistry (Formalin/PFA-fixed paraffin-embedded sections) - Anti-Id1 antibody (ab203202)

Immunohistochemical analysis of formalin/PFA-fixed paraffin-embedded rat brain tissue sections labeling Id1 with ab203202 at a 1/200 dilution, followed by conjugation to the secondary antibody and DAB staining.

Please note: All products are "FOR RESEARCH USE ONLY. NOT FOR USE IN DIAGNOSTIC PROCEDURES"

Our Abpromise to you: Quality guaranteed and expert technical support

- Replacement or refund for products not performing as stated on the datasheet
- Valid for 12 months from date of delivery
- Response to your inquiry within 24 hours

- We provide support in Chinese, English, French, German, Japanese and Spanish
- Extensive multi-media technical resources to help you
- We investigate all quality concerns to ensure our products perform to the highest standards

If the product does not perform as described on this datasheet, we will offer a refund or replacement. For full details of the Abpromise, please visit <https://www.abcam.com/abpromise> or contact our technical team.

Terms and conditions

- Guarantee only valid for products bought direct from Abcam or one of our authorized distributors