



Anti-IFIT5 antibody ab220954

[1 References](#) [2 Images](#)

Overview

Product name	Anti-IFIT5 antibody
Description	Rabbit polyclonal to IFIT5
Host species	Rabbit
Tested applications	Suitable for: ICC/IF, WB
Species reactivity	Reacts with: Human
Immunogen	Recombinant fragment corresponding to Human IFIT5 aa 300-400. Database link: Q13325
	 Run BLAST with  Run BLAST with
Positive control	WB: Human AN3-CA cell lysate ICC: A431 cell line
General notes	<p>The Life Science industry has been in the grips of a reproducibility crisis for a number of years. Abcam is leading the way in addressing this with our range of recombinant monoclonal antibodies and knockout edited cell lines for gold-standard validation. Please check that this product meets your needs before purchasing.</p> <p>If you have any questions, special requirements or concerns, please send us an inquiry and/or contact our Support team ahead of purchase. Recommended alternatives for this product can be found below, along with publications, customer reviews and Q&As</p>

Properties

Form	Liquid
Storage instructions	Shipped at 4°C. Store at +4°C short term (1-2 weeks). Upon delivery aliquot. Store at -20°C long term. Avoid freeze / thaw cycle.
Storage buffer	pH: 7.20 Preservative: 0.02% Sodium azide Constituents: 59% PBS, 40% Glycerol (glycerin, glycerine)
Purity	Immunogen affinity purified
Clonality	Polyclonal
Isotype	IgG

Applications

The Abpromise guarantee

Our **Abpromise guarantee** covers the use of ab220954 in the following tested applications.

The application notes include recommended starting dilutions; optimal dilutions/concentrations should be determined by the end user.

Application	Abreviews	Notes
ICC/IF		Use a concentration of 0.25 - 2 µg/ml. Fixation/Permeabilization: PFA/Triton X-100.
WB		Use a concentration of 0.04 - 0.4 µg/ml. Predicted molecular weight: 56 kDa.

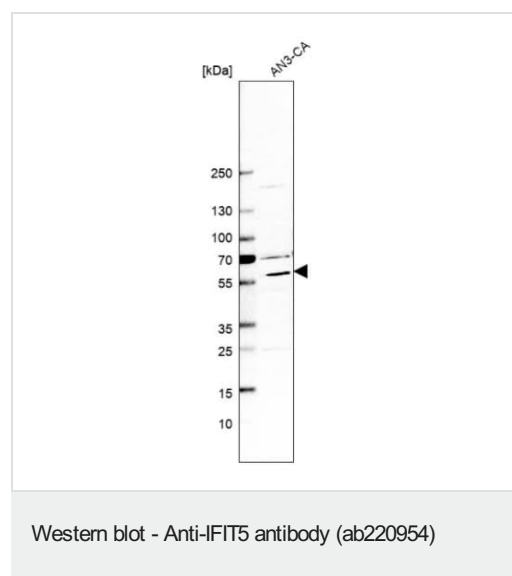
Target

Sequence similarities

Belongs to the IFIT family.

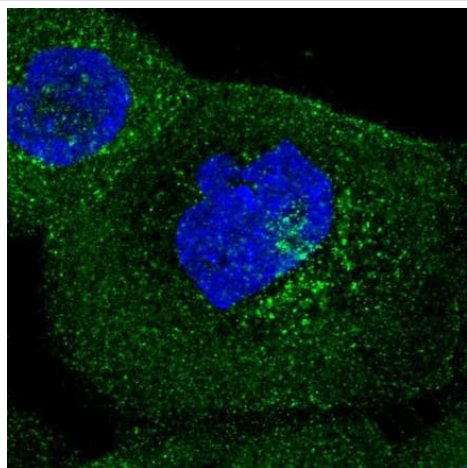
Contains 8 TPR repeats.

Images



Anti-IFIT5 antibody (ab220954) at 0.4 µg/ml + AN3-CA cell lysate

Predicted band size: 56 kDa



Immunocytochemistry/ Immunofluorescence - Anti-IFIT5 antibody (ab220954)

Immunofluorescent analysis of PFA-fixed, Triton X-100 permeabilized A431 cells labeling IFIT5 with ab220954 at 4 µg/ml (green).

Please note: All products are "FOR RESEARCH USE ONLY. NOT FOR USE IN DIAGNOSTIC PROCEDURES"

Our Abpromise to you: Quality guaranteed and expert technical support

- Replacement or refund for products not performing as stated on the datasheet
- Valid for 12 months from date of delivery
- Response to your inquiry within 24 hours
- We provide support in Chinese, English, French, German, Japanese and Spanish
- Extensive multi-media technical resources to help you
- We investigate all quality concerns to ensure our products perform to the highest standards

If the product does not perform as described on this datasheet, we will offer a refund or replacement. For full details of the Abpromise, please visit <https://www.abcam.com/abpromise> or contact our technical team.

Terms and conditions

- Guarantee only valid for products bought direct from Abcam or one of our authorized distributors