



Anti-IL-17A antibody ab217359

[3 References](#) [3 Images](#)

Overview

Product name	Anti-IL-17A antibody
Description	Rabbit polyclonal to IL-17A
Host species	Rabbit
Tested applications	Suitable for: IHC-P, WB Unsuitable for: ICC
Species reactivity	Reacts with: Human
Immunogen	Synthetic peptide within Human IL-17A aa 1-100 conjugated to keyhole limpet haemocyanin. The exact immunogen sequence used to generate this antibody is proprietary information. If additional detail on the immunogen is needed to determine the suitability of the antibody for your needs, please contact our Scientific Support team to discuss your requirements. Database link: Q16552
	 Run BLAST with  Run BLAST with
Positive control	Human oral squamous cell carcinoma tissue.
General notes	<p>The Life Science industry has been in the grips of a reproducibility crisis for a number of years. Abcam is leading the way in addressing this with our range of recombinant monoclonal antibodies and knockout edited cell lines for gold-standard validation. Please check that this product meets your needs before purchasing.</p> <p>If you have any questions, special requirements or concerns, please send us an inquiry and/or contact our Support team ahead of purchase. Recommended alternatives for this product can be found below, along with publications, customer reviews and Q&As</p>

Properties

Form	Liquid
Storage instructions	Shipped at 4°C. Store at +4°C short term (1-2 weeks). Upon delivery aliquot. Store at -20°C long term. Avoid freeze / thaw cycle.
Storage buffer	pH: 7.40 Preservative: 0.02% Proclin 300 Constituents: 50% Glycerol (glycerin, glycerine), 1% BSA, 48.98% TBS, 1X
Purity	Protein A purified
Clonality	Polyclonal

Isotype

IgG

Applications

The Abpromise guarantee

Our **Abpromise guarantee** covers the use of ab217359 in the following tested applications.

The application notes include recommended starting dilutions; optimal dilutions/concentrations should be determined by the end user.

Application	Abreviews	Notes
IHC-P		1/100 - 1/500.
WB		1/1000.

Application notes

Is unsuitable for ICC.

Target

Function

Induces stromal cells to produce proinflammatory and hematopoietic cytokines. Enhances the surface expression of the intracellular adhesion molecule-1 (ICAM-1) in fibroblasts.

Tissue specificity

Restricted to activated memory T-cells.

Sequence similarities

Belongs to the IL-17 family.

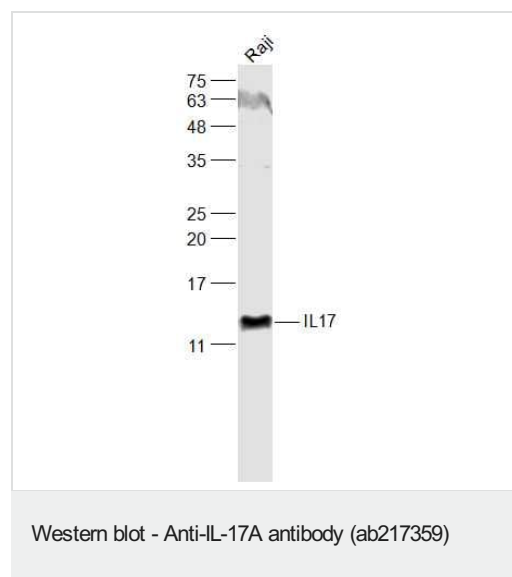
Post-translational modifications

Found both in glycosylated and nonglycosylated forms.

Cellular localization

Secreted.

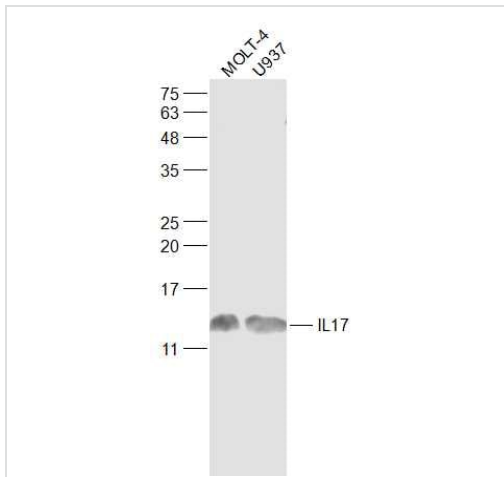
Images



Anti-IL-17A antibody (ab217359) at 1/1000 dilution + Raji cell lysates

Secondary

Conjugated secondary antibody at 1/10000 dilution



Western blot - Anti-IL-17A antibody (ab217359)

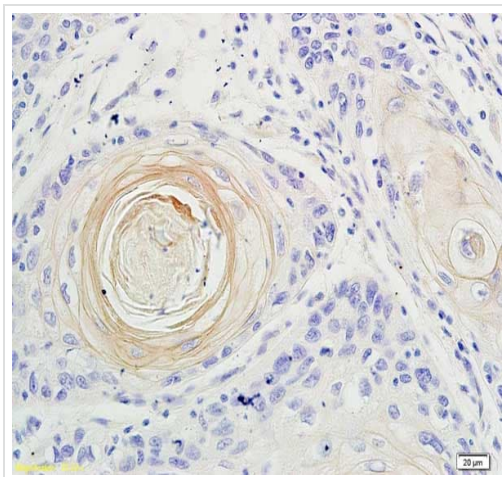
All lanes : Anti-IL-17A antibody (ab217359) at 1/1000 dilution

Lane 1 : MOLT-4 cell lysate

Lane 2 : U937 cell lysate

Secondary

All lanes : Conjugated secondary antibody at 1/10000 dilution



Immunohistochemistry (Formalin/PFA-fixed paraffin-embedded sections) - Anti-IL-17A antibody (ab217359)

Immunohistochemical analysis of formalin-fixed, paraffin-embedded Human oral squamous cell carcinoma tissue labeling IL-17A with ab217359 at 1/200 dilution, followed by conjugation to the secondary antibody and DAB staining.

Please note: All products are "FOR RESEARCH USE ONLY. NOT FOR USE IN DIAGNOSTIC PROCEDURES"

Our Abpromise to you: Quality guaranteed and expert technical support

- Replacement or refund for products not performing as stated on the datasheet
- Valid for 12 months from date of delivery
- Response to your inquiry within 24 hours
- We provide support in Chinese, English, French, German, Japanese and Spanish
- Extensive multi-media technical resources to help you
- We investigate all quality concerns to ensure our products perform to the highest standards

If the product does not perform as described on this datasheet, we will offer a refund or replacement. For full details of the Abpromise, please visit <https://www.abcam.com/abpromise> or contact our technical team.

Terms and conditions

- Guarantee only valid for products bought direct from Abcam or one of our authorized distributors