



Product datasheet

Anti-IL-5RA antibody [CAL40] α b237716

Recombinant **RabMAb**

4 Images

Overview

Product name	Anti-IL-5RA antibody [CAL40]
Description	Rabbit monoclonal [CAL40] to IL-5RA
Host species	Rabbit
Tested applications	Suitable for: IHC-P, Indirect ELISA Unsuitable for: Flow Cyt, ICC/IF, IP or WB
Species reactivity	Reacts with: Human
Immunogen	Synthetic peptide within Human IL-5RA aa 1-350. The exact immunogen sequence used to generate this antibody is proprietary information. If additional detail on the immunogen is needed to determine the suitability of the antibody for your needs, please <u>contact</u> our Scientific Support team to discuss your requirements. Database link: <u>Q01344</u>
	 <u>Run BLAST with</u>  <u>Run BLAST with</u>
Positive control	IHC-P: Human tonsil tissue.

Properties

Form	Liquid
Storage instructions	Shipped at 4°C. Store at +4°C short term (1-2 weeks). Upon delivery aliquot. Store at -20°C long term. Avoid freeze / thaw cycle.
Storage buffer	pH: 7.2 Preservative: 0.05% Sodium azide Constituent: PBS
Purity	Protein A purified
Purification notes	Purity >99%.
Clonality	Monoclonal
Clone number	CAL40
Isotype	IgG

Applications

The Abpromise guarantee

Our **Abpromise guarantee** covers the use of ab237716 in the following tested applications.

The application notes include recommended starting dilutions; optimal dilutions/concentrations should be determined by the end user.

Application	Abreviews	Notes
IHC-P		1/2000. Perform heat mediated antigen retrieval with citrate buffer pH 6 before commencing with IHC staining protocol.
Indirect ELISA		Use at an assay dependent concentration.

Application notes

Is unsuitable for Flow Cyt, ICC/IF, IP or WB.

Target

Function

This is the receptor for interleukin-5. The alpha chain binds to IL5.

Tissue specificity

Expressed on eosinophils and basophils.

Sequence similarities

Belongs to the type I cytokine receptor family. Type 5 subfamily.

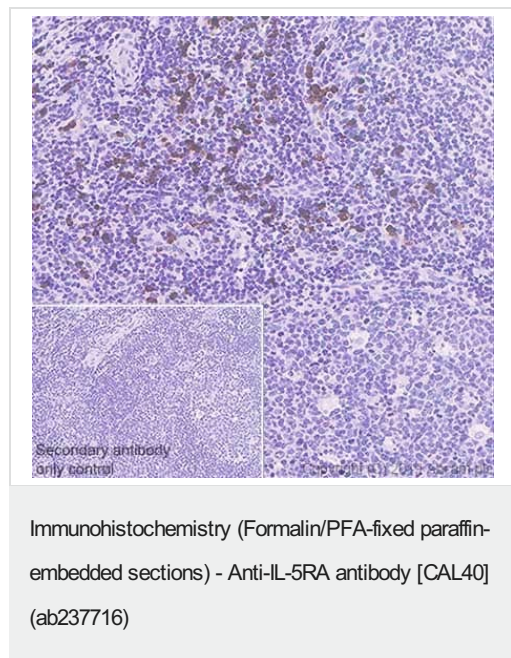
Domain

The WSXWS motif appears to be necessary for proper protein folding and thereby efficient intracellular transport and cell-surface receptor binding.
The box 1 motif is required for JAK interaction and/or activation.

Cellular localization

Membrane.

Images

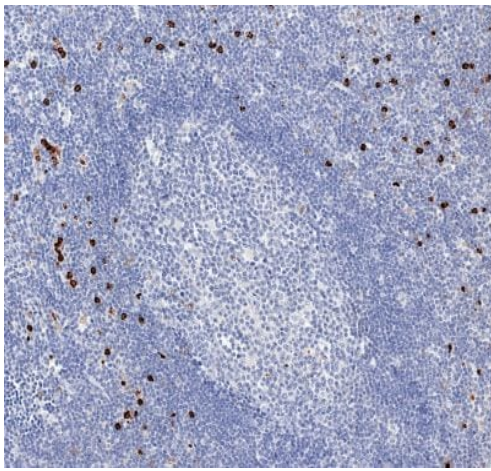


Immunohistochemical analysis of paraffin-embedded human tonsil tissue labeling IL-5RA with ab237716 at 1/2000 dilution, followed by Goat Anti-Rabbit IgG H&L (HRP) ready to use. Positive staining on human tonsil is observed. Counter stained with hematoxylin.

Secondary antibody only control: Used PBS instead of primary antibody, secondary antibody is Goat Anti-Rabbit IgG H&L (HRP) ready to use.

The section was incubated with ab237716 for 15 mins at room temperature.

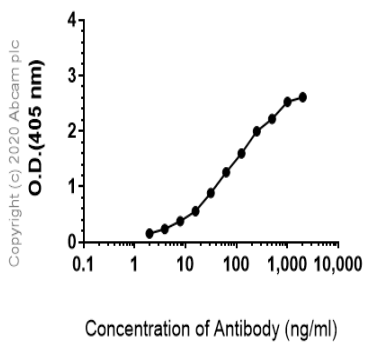
The immunostaining was performed on a Leica Biosystems BOND® RX instrument.



Immunohistochemistry (Formalin/PFA-fixed paraffin-embedded sections) - Anti-IL-5RA antibody [CAL40] (ab237716)

Formalin-fixed, paraffin-embedded human tonsil tissue stained for IL5RA using ab237716 at 0.125 µg/ml in immunohistochemical analysis.

Indirect ELISA antibody dose-response curve antigen at 1000 ng/ml



Indirect ELISA - Anti-IL-5RA antibody [CAL40] (ab237716)

ELISA analysis of Human IL5RA recombinant protein at 1000 ng/mL with ab237716. An Alkaline Phosphatase-conjugated AffiniPure Goat Anti-Rabbit IgG (H+L) at 1/2500 dilution was used as the secondary antibody.

Why choose a recombinant antibody?



Research with confidence
Consistent and reproducible results



Long-term and scalable supply
Recombinant technology



Success from the first experiment
Confirmed specificity



Ethical standards compliant
Animal-free production

Anti-IL-5RA antibody [CAL40] (ab237716)

Please note: All products are "FOR RESEARCH USE ONLY. NOT FOR USE IN DIAGNOSTIC PROCEDURES"

Our Abpromise to you: Quality guaranteed and expert technical support

- Replacement or refund for products not performing as stated on the datasheet
- Valid for 12 months from date of delivery
- Response to your inquiry within 24 hours
- We provide support in Chinese, English, French, German, Japanese and Spanish
- Extensive multi-media technical resources to help you
- We investigate all quality concerns to ensure our products perform to the highest standards

If the product does not perform as described on this datasheet, we will offer a refund or replacement. For full details of the Abpromise, please visit <https://www.abcam.com/abpromise> or contact our technical team.

Terms and conditions

- Guarantee only valid for products bought direct from Abcam or one of our authorized distributors